

TEL. 9554725, 55110031

PABX-575,

Mail: fxdeal@janatabank-bd.co

Exchange Rate Circular - 015

EFFECTIVE DATE: 21-23 Jan 2021

JANATA BANK LIMITED

TREASURY DEPT.(FRONT OFFICE)

HEAD OFFICE, DHAKA

INDICATIVE ONLY: Rates may vary in the

same day

For Previous Rate Sheet Click

<https://goo.gl/URA0t4>

DATE : 21 Jan 2021

Thursday

A) CROSS RATE OF SYD, TOK, HKG &amp; S.E. ASIAN MARKETS AS ON 21/01/2021

	GBP/USD	EUR/USD	USD/JPY	USD/C.DLR	USD/S.FRA	AUD/USD
SELLING	1.3682	1.2131	103.5200	1.2554	0.8882	0.7811
BUYING	1.3681	1.2128	103.5300	1.2554	0.8890	0.7811

B) JANATA BANK LTD'S CASH

CURRENCY &amp; T.C TO PUBLIC TK PER UNIT OF FOREIGN CURRENCY

SELLING	CURRENCY	BUYING	SELLING	CURRENCY	BUYING
86.8000	US Dollar	84.1000	23.5000	Saudi Riyal	20.0000
116.1000	G. B. Pound	110.1000	24.0000	UAE. Dirham	22.0000
102.7500	Euro	97.0000	20.8000	MAL.Ringit	18.0000
66.8544	Aus. Dollar	57.4044	1.2200	Indian Rupee	1.1200

BE SAME AS SELLING T.T.&amp; O.D AND BUYING O.D. TRANSFER

C) SELLING		NAME OF CURRENCY	BUYING			
T.T.& O.D.	B.C.		T.T.CLEAN	T.T.DOC	O.D.SIGHT EXP.BILLS	O.D. TRANSFER
84.9500	84.9500	US Dollar	84.2000	84.1500	84.1000	83.9000
118.2990	118.4401	G. B. POUND	114.7102	114.5370	114.2988	113.8406
105.1171	105.3535	EURO	101.1969	100.5378	100.3880	100.1882
0.8442	0.8505	JP.YEN	0.8167	0.8098	0.8084	0.7580
69.6657	69.8436	CAN.DLR	68.2518	68.1746	67.9677	67.3152
97.1027	97.2659	SWISS.FRANC	95.5431	95.3418	95.2338	94.6879
222.4942	222.7694	OMANIAN RIYAL	219.1387	211.9049	211.2629	200.0000
11.2500	11.4439	H.K.DLR	10.9341	10.9225	10.8906	10.8587
65.3885	67.7797	SING.DLR	64.0133		62.7586	57.1250
2.8668	2.8713	THI.BAHT	2.8310		2.8197	2.8115
21.2761	21.2958	MAL.RINGIT	21.0140		20.9304	20.8691
23.3010	23.3092	UAE.DIRHAM			22.9816	22.9975
22.8183	22.8763	SAUDI RIYAL			22.5091	22.4400
23.5000	23.6000	QATAR RIYAL				20.0000
282.5230	285.7644	KUWAIT DINAR				255.0000
224.7227	224.0642	BAHRAIN DINAR				216.0000
13.6010	14.2013	CHINESE YUAN				12.5000

D) USANCE RATE:	30 DAYS	60 DAYS	90 DAYS	120 DAYS	150 DAYS	180 DAYS
US Dollar	83.5988	83.1077	82.6165	82.1253	81.6342	81.1430
G. B. POUND	113.6297	112.9605	112.0046	111.6222	110.9531	110.2839
EURO	99.7977	99.2074	98.3641	98.0267	97.4364	96.8461

E) FORWARD RATE:		1 MONTH	2 MONTHS	3 MONTHS	6 MONTHS	1 YEAR
SELLING	US Dollar	85.5270	85.8040	86.1309	87.3119	0.0000
BUYING	US Dollar	84.6053	85.0604	85.3158	86.5315	0.0000


F) NFCD INTT RATE, EFFECT ON: 16.01.2021 To 31.01.2021	1 MONTH	3 MONTHS	6 MONTHS	12 MONTHS
US Dollar	0.12918	0.22282	0.24751	0.32182
G. B. POUND	0.02893	0.02793	0.04078	0.07805
EURO	0.00000	0.00000	0.00000	0.00000


G) LIBOR AS ON 20/01/2021, 60 DAYS 0.16938 90 DAYS 0.22238 180 DAYS 0.23788


H) INDICATIVE RATE OF 01 SDR, USD WITH NTL, CUR OF ACU MEMBERS AS IMF RATE 15/01/2021	IN.RS	N.RS	SL.RS	PK.RS	BD TK	USD
USD 1	73.0246	109.9547	174.9239	134.4446	84.5800	
SDR 1	105.1845	158.3787	251.9603	193.6540	121.8290	1.4404

IN CASE OF AUS. DOLLAR CASH RATE WILL BE USED FOR T.T ALSO

Rates mentioned in row C, D, E and F are applicable only for bank's own customers.

  
Md. Nur Islam  
PO  
Prepared By

  
Syeda Hasinatul Jannat  
SPO  
Checked By

  
Shipra Biswas  
AGM  
Authorized Signature

  
Md. Yakut Mia  
DGM  
Authorized Signature