

TEL. 9554725, 55110031

PABX-575,

Mail: fxdeal@janatabank-bd.com

Exchange Rate Circular - 055

EFFECTIVE DATE: 22 Mar 2021

JANATA BANK LIMITED

TREASURY DEPT.(FRONT OFFICE)

HEAD OFFICE, DHAKA

INDICATIVE ONLY: Rates may vary in the

same day

For Previous Rate Sheet Click

<https://goo.gl/URA0t4>

DATE : 22 Mar 2021

Monday

A) CROSS RATE OF SYD, TOK, HKG & S.E. ASIAN MARKETS AS ON 22/03/2021

	GBP/USD	EUR/USD	USD/JPY	USD/C.DLR	USD/S.FRA	AUD/USD
SELLING	1.3843	1.1899	108.7500	1.2417	0.9289	0.7782
BUYING	1.3842	1.1895	108.7800	1.2417	0.9293	0.7782

B) JANATA BANK LTD'S CASH CURRENCY & T.C TO PUBLIC TK PER UNIT OF FOREIGN CURRENCY

SELLING	CURRENCY	BUYING	SELLING	CURRENCY	BUYING
86.7000	US Dollar	84.1000	23.6000	Saudi Riyal	22.0000
117.0000	G. B. Pound	112.0000	24.0000	UAE. Dirham	23.0000
102.5000	Euro	98.0000	20.8000	MAL.Ringit	18.0000
66.6081	Aus. Dollar	57.1581	1.2400	Indian Rupee	1.1500

BE SAME AS SELLING T.T.& O.D AND BUYING O.D. TRANSFER

C) SELLING		NAME OF CURRENCY	BUYING			
T.T.& O.D.	B.C.		T.T.CLEAN	T.T.DOC	O.D.SIGHT EXP.BILLS	O.D. TRANSFER
84.9500	84.9500	US Dollar	84.2000	84.1500	84.1000	83.9000
119.6746	119.8161	G. B. POUND	116.0748	115.9002	115.6580	115.1959
103.1316	103.3673	EURO	99.2220	98.5650	98.4209	98.2269
0.8044	0.8107	JP.YEN	0.7772	0.7704	0.7691	0.7187
70.4178	70.5960	CAN.DLR	68.9968	68.9188	68.7097	68.0550
92.8810	93.0428	SWISS.FRANC	91.4084	91.2116	91.1156	90.5818
222.5057	222.7810	OMANIAN RIYAL	219.1501	211.9164	211.2743	210.1645
11.2500	11.4241	H.K.DLR	10.9144	10.9028	10.8710	10.8391
64.4735	66.8643	SING.DLR	63.1171		61.8660	56.2350
2.7797	2.7841	THI.BAHT	2.7448		2.7339	2.7259
20.8753	20.8949	MAL.RINGIT	20.6229		20.5408	20.4807
23.3010	23.3092	UAE.DIRHAM			22.9816	22.9975
22.8152	22.8732	SAUDI RIYAL			22.5055	22.4400
20.5000	21.8466	QATAR RIYAL				19.0000
283.0385	286.2801	KUWAIT DINAR				256.0000
224.7528	224.0943	BAHRAIN DINAR				216.0355
13.5045	14.1048	CHINESE YUAN				12.5000

D) USANCE RATE:	30 DAYS	60 DAYS	90 DAYS	120 DAYS	150 DAYS	180 DAYS
US Dollar	83.5988	83.1077	82.6165	82.1253	81.6342	81.1430
G. B. POUND	114.9809	114.3038	113.3365	112.9496	112.2725	111.5954
EURO	97.8421	97.2633	96.4365	96.1057	95.5269	94.9481

E) FORWARD RATE:		1 MONTH	2 MONTHS	3 MONTHS	6 MONTHS	1 YEAR
SELLING	US Dollar	85.5270	85.8040	86.1309	87.3119	0.0000
BUYING	US Dollar	84.6053	85.0604	85.3158	86.5315	0.0000


F) NFCD INTT RATE, EFFECT ON: 16.03.2021 To 31.03.2021	1 MONTH	3 MONTHS	6 MONTHS	12 MONTHS
US Dollar	0.10723	0.18155	0.19701	0.28030
G. B. POUND	0.05025	0.08005	0.09689	0.15561
EURO	0.00000	0.00000	0.00000	0.00000


G) LIBOR AS ON 19/03/2021, 60 DAYS 0.14838 90 DAYS 0.19688 180 DAYS 0.20238


H) INDICATIVE RATE OF 01 SDR, USD WITH NTL, CUR OF ACU MEMBERS AS IMF RATE 12/03/2021	IN.RS	N.RS	SL.RS	PK.RS	BD TK	USD
USD 1	72.6845	110.8925	176.4158	135.5913	84.5800	
SDR 1	103.8094	158.3787	251.9603	193.6540	120.7987	1.4282

IN CASE OF AUS. DOLLAR CASH RATE WILL BE USED FOR T.T ALSO

Rates mentioned in row C, D, E and F are applicable only for bank's own customers.


Md. Nur Islam
PO
Prepared By


Syeda Hasinatul Jannat
SPO
Checked By


Shipra Biswas
AGM
Authorized Signature


Md. Yakut Mia
DGM
Authorized Signature