

TEL. 9575997, 9567298, 9554725

JANATA BANK LIMITED

For Previous Rate Sheet Click

PABX-575,

TREASURY DEPARTMENT

<https://goo.gl/URA0t4>

Mail: fxdeal@janatabank-bd.com

HEAD OFFICE, DHAKA

INDICATIVE ONLY: Rates may vary in the

DATE: 22 Oct 2019

Exchange Rate Circular - 194

EFFECTIVE DATE: 22 Oct'19

same day

Tuesday

A) CROSS RATE OF SYD, TOK, HKG & S.E. ASIAN MARKETS AS ON 22/10/2019

	GBP/USD	EUR/USD	USD/JPY	USD/C.DLR	USD/S.FRA	AUD/USD
SELLING	1.2978	1.1150	108.6600	1.3079	0.9867	0.6907
BUYING	1.2976	1.1149	108.6700	1.3084	0.9871	0.6907

B) JANATA BANK LTD'S CASH

CURRENCY & T.C TO PUBLIC TK PER UNIT OF FOREIGN CURREN

SELLING	CURRENCY	BUYING	SELLING	CURRENCY	BUYING
86.9000	US Dollar	85.9000	22.5000	Saudi Riyal	21.4000
111.5000	G. B. Pound	107.7000	23.3000	UAE. Dirham	22.3000
96.8000	Euro	93.7000	20.8000	MAL.Ringit	19.5000
58.5000	Aus. Dollar	56.5000	1.2600	Indian Rupee	1.1800

BE SAME AS SELLING T.T.& O.D AND BUYING O.D. TRANSFER

C)	SELLING		NAME OF CURRENCY	BUYING			
	T.T.& O.D.	B.C.		T.T.CLEAN	T.T.DOC	O.D.SIGHT EXP.BILLS	O.D. TRANSFER
	84.7000	84.7500	US Dollar	84.0000	83.9500	83.9000	83.7800
	110.8985	111.0375	G. B. POUND	108.7557	108.4389	108.2214	107.7838
	96.3264	96.4099	EURO	94.6290	94.2786	94.0558	93.1830
	0.8020	0.8073	JP.YEN	0.7750	0.7681	0.7669	0.7641
	66.7939	66.9381	CAN.DLR	66.1520	65.9777	65.7807	65.1736
	86.4206	86.6810	SWISS.FRANC	85.1863	84.9951	84.9172	84.8494
	218.4894	218.6537	OMANIAN RIYAL	215.8904	215.6567	215.0211	213.7055
	11.0000	11.2885	H.K.DLR	10.6962	10.6847	10.6535	10.6223
	63.9048	65.3768	SING.DLR	63.6159		63.3700	61.7303
	2.8181	2.8291	THI.BAHT	2.7677		2.7567	2.7486
	20.4064	20.4636	MAL.RINGIT	20.0406		19.9607	19.9022
	23.2411	23.2493	UAE.DIRHAM			22.7454	22.6788
	22.7584	22.8164	SAUDI RIYAL			22.2761	22.2100
	22.9269	23.5788	QATAR RIYAL				22.2638
	280.7162	281.0152	KUWAIT DINAR				271.0000
	223.4311	223.5107	BAHRAIN DINAR				216.9772
	12.7043	13.0186	CHINESE YUAN				12.1197

D) USANCE RATE:	30 DAYS	60 DAYS	90 DAYS	120 DAYS	150 DAYS	180 DAYS
US Dollar	83.4000	82.9100	82.4200	81.9300	81.4400	80.9500
G. B. POUND	107.5870	106.9526	106.0463	105.6838	105.0494	104.4150
EURO	93.5038	92.9518	92.1632	91.8478	91.2958	90.7438

E) FORWARD RATE:		1 MONTH	2 MONTHS	3 MONTHS	6 MONTHS	1 YEAR
SELLING	US Dollar	85.3382	85.7764	86.1646	87.5293	0.0000
BUYING	US Dollar	84.6975	84.8950	85.0925	85.7850	0.0000


F) NFCD INTT RATE, EFFECT ON: 16.10.19 To 31.10.19	1 MONTH	3 MONTHS	6 MONTHS	12 MONTHS
US Dollar	1.64075	1.75088	1.72800	1.72313
G. B. POUND	0.46438	0.53250	0.60838	0.70713
EURO	0.00000	0.00000	0.00000	0.00000

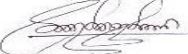
G) LIBOR AS ON 21/10/2019, 60 DAYS 1.89750 90 DAYS 1.93400 180 DAYS 1.93425


H) INDICATIVE RATE OF 01 SDR, USD WITH NTL, CUR OF ACU MEMBERS AS IMF RATE 18/10/2019	IN.RS	N.RS	SL.RS	PK.RS	BD TK	USD
USD 1	71.1988	115.0179	182.9788	140.6356	84.3550	
SDR 1	98.0402	158.3787	251.9603	193.6540	116.1561	1.3770


IN CASE OF AUS. DOLLAR CASH RATE WILL BE USED FOR T.T ALSO

Rates mentioned in row C, D, E and F are applicable only for bank's own customers.


 Md. Nur Islam
 PO
 Prepared By


 Md. Mokhlesur Rahman
 SPO
 Checked By


 M.M. Awrangzeb
 AGM
 Authorised Signature


 Md. Tofazzal Hossain
 DGM
 Authorised Signature