

TEL. 9554725, 55110031

PABX-575,

Mail: fxdeal@janatabank-bd.com

Exchange Rate Circular - 093



JANATA BANK LIMITED

TREASURY DEPT.(FRONT OFFICE)

HEAD OFFICE, DHAKA

For Previous Rate Sheet Click

<https://goo.gl/URA0t4>

INDICATIVE ONLY: Rates may vary in the

DATE : 23 May 2021

EFFECTIVE DATE: 23 May 2021

same day

Sunday

A) CROSS RATE OF N.Y CLOSING & S.E. ASIAN MARKETS AS ON 21/05/2021

	GBP/USD	EUR/USD	USD/JPY	USD/C.DLR	USD/S.FRA	AUD/USD
SELLING	1.4152	1.2183	108.9400	1.2066	0.8976	0.7733
BUYING	1.4147	1.2179	108.9700	1.2070	0.8980	0.7731

B) JANATA BANK LTD'S CASH

CURRENCY & T.C TO PUBLIC TK PER UNIT OF FOREIGN CURRENCY

SELLING	CURRENCY	BUYING	SELLING	CURRENCY	BUYING
86.8000	US Dollar	84.1000	23.5000	Saudi Riyal	22.2000
119.6000	G. B. Pound	114.6000	24.0000	UAE. Dirham	23.0000
104.9000	Euro	101.0000	20.8000	MAL.Ringit	18.0000
66.1918	Aus. Dollar	56.7418	1.2400	Indian Rupee	1.1500

BE SAME AS SELLING T.T.& O.D AND BUYING O.D. TRANSFER

SELLING		NAME OF CURRENCY	BUYING			
T.T.& O.D.	B.C.		T.T.CLEAN	T.T.DOC	O.D.SIGHT EXP.BILLS	O.D. TRANSFER
84.9500	84.9500	US Dollar	84.2000	84.1500	84.1000	83.9000
122.3147	122.4571	G. B. POUND	118.6600	118.4826	118.2329	117.7632
105.5621	105.7987	EURO	101.6292	100.9696	100.8185	100.6175
0.8031	0.8093	JP.YEN	0.7758	0.7690	0.7677	0.7174
72.4228	72.6016	CAN.DLR	70.9592	70.8791	70.6643	70.0039
96.0936	96.2566	SWISS.FRANC	94.5875	94.3873	94.2820	93.7389
223.1561	222.9370	OMANIAN RIYAL	218.9901	211.7565	211.1150	206.8412
11.2500	11.4262	H.K.DLR	10.9162	10.9046	10.8728	10.8409
64.9904	67.3814	SING.DLR	63.6193		62.3662	58.7530
2.7355	2.7399	THI.BAHT	2.7002		2.6895	2.6816
20.7142	20.7337	MAL.RINGIT	20.4586		20.3772	20.3175
23.3023	23.3105	UAE.DIRHAM			22.9809	22.9969
22.8207	22.8787	SAUDI RIYAL			22.5109	22.4500
20.5000	21.8466	QATAR RIYAL				19.0000
284.4446	287.6867	KUWAIT DINAR				257.0000
224.9939	224.3355	BAHRAIN DINAR				215.7871
13.6557	14.2561	CHINESE YUAN				12.5000

D) USANCE RATE:	30 DAYS	60 DAYS	90 DAYS	120 DAYS	150 DAYS	180 DAYS
US Dollar	83.5988	83.1077	82.6165	82.1253	81.6342	81.1430
G. B. POUND	117.5407	116.8485	115.8597	115.4642	114.7720	114.0798
EURO	100.2257	99.6328	98.7859	98.4472	97.8543	97.2615

E) FORWARD RATE:		1 MONTH	2 MONTHS	3 MONTHS	6 MONTHS	1 YEAR
SELLING	US Dollar	85.5270	85.8040	86.1309	87.3119	0.0000
BUYING	US Dollar	84.6053	85.0604	85.3158	86.5315	0.0000


F) NFCD INTT RATE, EFFECT ON: 16.05.2021 To 31.05.2021	1 MONTH	3 MONTHS	6 MONTHS	12 MONTHS
US Dollar	0.09726	0.15474	0.18716	0.26522
G. B. POUND	0.05162	0.08304	0.10474	0.16921
EURO	0.00000	0.00000	0.00000	0.00000


G) LIBOR AS ON 21/05/2021, 60 DAYS 0.12113 90 DAYS 0.14700 180 DAYS 0.17875

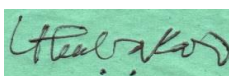
H) INDICATIVE RATE OF 01 SDR, USD WITH NTL, CUR OF ACU MEMBERS AS IMF RATE 21/05/2021	IN.RS	N.RS	SL.RS	PK.RS	BD TK	USD
USD 1	73.0233	109.6065	174.3698	134.0188	84.5800	
SDR 1	105.5170	158.3787	251.9603	193.6540	122.2161	1.4450


IN CASE OF AUS. DOLLAR CASH RATE WILL BE USED FOR T.T ALSO

Rates mentioned in row C, D, E and F are applicable only for bank's own customers.


Md. Nur Islam
PO
Prepared By


Syeda Hasinatul Jannat
SPO
Checked By


Md. Abubakar Siddique
AGM
Authorized Signature


Shipra Biswas
AGM
Authorized Signature