

TEL. 9575997, 9567298, 9554725

JANATA BANK LIMITED

For Previous Rate Sheet Click

PABX-575,

TREASURY DEPARTMENT

<https://goo.gl/URA0t4>

Mail: fxdeal@janatabank-bd.com

HEAD OFFICE, DHAKA

EID MUBARAK

Exchange Rate Circular - 174

INDICATIVE ONLY: Rates may vary in the

DATE: 23 Sep 2019

EFFECTIVE DATE: 23 Sep'19

same day

Monday

A) CROSS RATE OF SYD, TOK, HKG & S.E. ASIAN MARKETS AS ON 23/09/2019

	GBP/USD	EUR/USD	USD/JPY	USD/C.DLR	USD/S.FRA	AUD/USD
SELLING	1.2488	1.1026	107.6800	1.3273	0.9907	0.6817
BUYING	1.2486	1.1022	107.7100	1.3276	0.9911	0.6817

B) JANATA BANK LTD'S CASH

CURRENCY & T.C TO PUBLIC TK PER UNIT OF FOREIGN CURREN

SELLING	CURRENCY	BUYING	SELLING	CURRENCY	BUYING
86.2000	US Dollar	85.2000	22.5000	Saudi Riyal	21.4000
107.0000	G. B. Pound	103.3000	23.2000	UAE. Dirham	22.2000
95.4000	Euro	92.5000	20.9000	MAL.Ringit	19.9000
57.6000	Aus. Dollar	55.6000	1.2500	Indian Rupee	1.1700

BE SAME AS SELLING T.T.& O.D AND BUYING O.D. TRANSFER

C)	SELLING		NAME OF CURRENCY	BUYING			
	T.T.& O.D.	B.C.		T.T.CLEAN	T.T.DOC	O.D.SIGHT EXP.BILLS	O.D. TRANSFER
	84.4500	84.5000	US Dollar	83.7500	83.7000	83.6500	83.5300
	106.4105	106.5480	G. B. POUND	104.3329	104.0205	103.8160	103.3913
	94.9923	95.0754	EURO	93.2880	92.9388	92.7200	91.8510
	0.8068	0.8122	JP.YEN	0.7795	0.7727	0.7714	0.7687
	65.6517	65.7955	CAN.DLR	65.0364	64.8631	64.6694	64.0656
	85.8190	86.0792	SWISS.FRANC	84.5911	84.4003	84.3242	84.2580
	217.8400	218.0043	OMANIAN RIYAL	215.2411	215.0074	214.3739	213.0601
	11.0000	11.2612	H.K.DLR	10.6697	10.6582	10.6271	10.5960
	63.0622	64.5340	SING.DLR	62.7893		62.5466	60.9093
	2.7932	2.8042	THI.BAHT	2.7441		2.7331	2.7251
	20.4493	20.5065	MAL.RINGIT	20.0816		20.0015	19.9429
	23.1731	23.1812	UAE.DIRHAM			22.6776	22.6112
	22.6899	22.7479	SAUDI RIYAL			22.2079	22.1400
	22.8583	23.5101	QATAR RIYAL				22.1955
	279.2898	279.5886	KUWAIT DINAR				270.0000
	222.7679	222.8475	BAHRAIN DINAR				216.3180
	12.6061	12.9203	CHINESE YUAN				12.0275

D) USANCE RATE:	30 DAYS	60 DAYS	90 DAYS	120 DAYS	150 DAYS	180 DAYS
US Dollar	83.1515	82.6629	82.1744	81.6858	81.1973	80.7088
G. B. POUND	103.2074	102.5988	101.7293	101.3816	100.7730	100.1643
EURO	92.1758	91.6316	90.8542	90.5433	89.9991	89.4549

E) FORWARD RATE:		1 MONTH	2 MONTHS	3 MONTHS	6 MONTHS	1 YEAR
SELLING	US Dollar	84.9771	85.4241	85.9112	87.2724	0.0000
BUYING	US Dollar	84.0466	84.3432	84.6398	85.5297	0.0000


F) NFCD INTT RATE, EFFECT ON: 16.09.19 To 30.09.19	1 MONTH	3 MONTHS	6 MONTHS	12 MONTHS
US Dollar	1.77475	1.88938	1.82025	1.79913
G. B. POUND	0.46225	0.53463	0.59050	0.71213
EURO	0.00000	0.00000	0.00000	0.00000

G) LIBOR AS ON 20/09/2019, 60 DAYS 2.11988 90 DAYS 2.13463 180 DAYS 2.07038


H) INDICATIVE RATE OF 01 SDR, USD WITH NTL, CUR OF ACU MEMBERS AS IMF RATE 20/09/2019	IN.RS	N.RS	SL.RS	PK.RS	BD TK	USD
USD 1	70.9367	115.5349	183.8012	141.2677	84.1050	
SDR 1	97.2422	158.3787	251.9603	193.6540	115.2937	1.3708


IN CASE OF AUS. DOLLAR CASH RATE WILL BE USED FOR T.T ALSO

Rates mentioned in row C, D, E and F are applicable only for bank's own customers.

  
Md. Tufail Ahmed  
Officer  
Prepared By

  
Md. Mokhlesur Rahman  
SPO  
Checked By

  
M.M. Awrangzeb  
AGM  
Authorized Signature

  
Md. Tofazzal Hossain  
DGM  
Authorised Signature