

TEL. 9554725, 55110031

PABX-575,

Mail: fxdeal@janatabank-bd.co

Exchange Rate Circular - 185

EFFECTIVE DATE: 23 Nov' 2020

JANATA BANK LIMITED

TREASURY DEPT.(FRONT OFFICE)

HEAD OFFICE, DHAKA

INDICATIVE ONLY: Rates may vary in the

same day

For Previous Rate Sheet Click

<https://goo.gl/URA0t4>

DATE : 23 Nov 2020

Monday

A) CROSS RATE OF SYD, TOK, HKG & S.E. ASIAN MARKETS AS ON 23/11/2020

	GBP/USD	EUR/USD	USD/JPY	USD/C.DLR	USD/S.FRA	AUD/USD
SELLING	1.3322	1.1874	103.7400	1.3003	0.9100	0.7361
BUYING	1.3321	1.1873	103.7600	1.3003	0.9101	0.7361

B) JANATA BANK LTD'S CASH

CURRENCY & T.C TO PUBLIC TK PER UNIT OF FOREIGN CURRENCY

SELLING	CURRENCY	BUYING	SELLING	CURRENCY	BUYING
87.0000	US Dollar	84.2000	23.6000	Saudi Riyal	20.0000
114.1000	G. B. Pound	107.1000	23.5000	UAE. Dirham	20.0000
101.3000	Euro	94.0000	21.0000	MAL.Ringit	19.0000
61.0000	Aus. Dollar	53.0000	1.2200	Indian Rupee	1.1300

BE SAME AS SELLING T.T.& O.D AND BUYING O.D. TRANSFER

SELLING		NAME OF CURRENCY	BUYING			
T.T.& O.D.	B.C.		T.T.CLEAN	T.T.DOC	O.D.SIGHT EXP.BILLS	O.D. TRANSFER
84.9500	84.9500	US Dollar	84.2000	84.1500	84.1000	83.9000
115.2232	115.3631	G. B. POUND	111.6588	111.4889	111.2596	110.8103
102.9177	103.1533	EURO	99.0355	98.3787	98.2352	98.0417
0.8424	0.8487	JP.YEN	0.8149	0.8080	0.8066	0.7562
67.3118	67.4889	CAN.DLR	65.9205	65.8457	65.6456	64.9999
94.7945	94.9569	SWISS.FRANC	93.3326	93.1337	93.0321	92.4927
222.4942	222.7694	OMANIAN RIYAL	219.1387	211.9049	211.2629	200.0000
11.2500	11.4423	H.K.DLR	10.9325	10.9209	10.8890	10.8572
66.8222	66.9071	SING.DLR	63.1642		61.9129	54.0000
2.8328	2.8373	THI.BAHT	2.7974		2.7862	2.7781
20.9773	20.9969	MAL.RINGIT	20.7187		20.6362	20.5758
23.3010	23.3092	UAE.DIRHAM			22.9816	22.9200
22.8183	22.8763	SAUDI RIYAL			22.5091	22.4400
23.5000	23.6000	QATAR RIYAL				20.0000
282.7506	283.0668	KUWAIT DINAR				240.0000
224.0301	224.0642	BAHRAIN DINAR				209.0000
13.3980	13.9983	CHINESE YUAN				12.5000

D) USANCE RATE:	30 DAYS	60 DAYS	90 DAYS	120 DAYS	150 DAYS	180 DAYS
US Dollar	83.5988	83.1077	82.6165	82.1253	81.6342	81.1430
G. B. POUND	110.6083	109.9569	109.0264	108.6542	108.0029	107.3515
EURO	97.6575	97.0798	96.2545	95.9244	95.3467	94.7690

E) FORWARD RATE:		1 MONTH	2 MONTHS	3 MONTHS	6 MONTHS	1 YEAR
SELLING	US Dollar	85.5270	85.8040	86.1309	87.3119	0.0000
BUYING	US Dollar	84.6053	85.0604	85.3158	86.5315	0.0000


F) NFCD INTT RATE, EFFECT ON: 16.11.2020 To 30.11.2020	1 MONTH	3 MONTHS	6 MONTHS	12 MONTHS
US Dollar		0.13604	0.22145	0.24539
G. B. POUND		0.04339	0.04626	0.06658
EURO		0.00000	0.00000	0.00000


G) LIBOR AS ON 20/11/2020 , 60 DAYS 0.17388 90 DAYS 0.20488 180 DAYS 0.24875


H) INDICATIVE RATE OF 01 SDR ,USD WITH NTL, CUR OF ACU MEMBERS AS IMF RATE 20/11/2020	IN.RS	N.RS	SL.RS	PK.RS	BD TK	USD
USD 1	74.1598	111.1020	176.7491	135.8475	84.5800	
SDR 1	105.7166	158.3787	251.9603	193.6540	120.5709	1.4255

IN CASE OF AUS. DOLLAR CASH RATE WILL BE USED FOR T.T ALSO

Rates mentioned in row C, D, E and F are applicable only for bank's own customers.


Md. Nur Islam
PO
Prepared By


Syeda Hasinatul Jannat
SPO
Checked By


M.M Awrangzeb
AGM
Authorized Signature


Md. Yakut Mia
DGM
Authorized Signature