

TEL. 9554725, 55110031

PABX-575,

Mail: fxdeal@janatabank-bd.com

Exchange Rate Circular - 038

EFFECTIVE DATE: 24 Feb 2021

JANATA BANK LIMITED

TREASURY DEPT.(FRONT OFFICE)

HEAD OFFICE, DHAKA

INDICATIVE ONLY: Rates may vary in the

same day

For Previous Rate Sheet Click

<https://goo.gl/URA0t4>

DATE : 24 Feb 2021

Wednesday

A) CROSS RATE OF SYD, TOK, HKG &amp; S.E. ASIAN MARKETS AS ON 24/02/2021

	GBP/USD	EUR/USD	USD/JPY	USD/C.DLR	USD/S.FRA	AUD/USD
SELLING	1.4167	1.2154	105.4800	1.2503	0.9059	0.7981
BUYING	1.4166	1.2153	105.4900	1.2503	0.9063	0.7981

B) JANATA BANK LTD'S CASH

CURRENCY &amp; T.C TO PUBLIC TK PER UNIT OF FOREIGN CURRENCY

SELLING	CURRENCY	BUYING	SELLING	CURRENCY	BUYING
86.7000	US Dollar	84.1000	23.5000	Saudi Riyal	20.5000
117.5000	G. B. Pound	111.5000	23.9000	UAE. Dirham	22.5000
102.9500	Euro	97.0000	20.8000	MAL.Ringit	18.0000
68.2986	Aus. Dollar	58.8486	1.2200	Indian Rupee	1.1200

BE SAME AS SELLING T.T.&amp; O.D AND BUYING O.D. TRANSFER

C) SELLING		NAME OF CURRENCY	BUYING			
T.T.& O.D.	B.C.		T.T.CLEAN	T.T.DOC	O.D.SIGHT EXP.BILLS	O.D. TRANSFER
84.9500	84.9500	US Dollar	84.2000	84.1500	84.1000	83.9000
122.4428	122.5853	G. B. POUND	118.8210	118.6435	118.3933	117.9232
105.3139	105.5504	EURO	101.4088	100.7495	100.5990	100.3986
0.8288	0.8351	JP.YEN	0.8015	0.7946	0.7933	0.7428
69.9438	70.1218	CAN.DLR	68.5272	68.4497	68.2420	67.5887
95.2201	95.3827	SWISS.FRANC	93.7231	93.5238	93.4211	92.8805
222.5057	222.7810	OMANIAN RIYAL	219.1501	211.9164	211.2743	210.1645
11.2500	11.4399	H.K.DLR	10.9296	10.9180	10.8861	10.8542
65.6189	68.0102	SING.DLR	64.2413		62.9858	57.3510
2.8573	2.8618	THI.BAHT	2.8216		2.8103	2.8021
21.2314	21.2511	MAL.RINGIT	20.9698		20.8864	20.8252
23.3010	23.3092	UAE.DIRHAM			22.9816	22.9975
22.8183	22.8763	SAUDI RIYAL			22.5061	22.4400
21.0000	21.5000	QATAR RIYAL				20.0000
282.6822	285.9236	KUWAIT DINAR				255.0000
224.7528	224.0943	BAHRAIN DINAR				216.0355
13.6003	14.2007	CHINESE YUAN				12.5000

D) USANCE RATE:	30 DAYS	60 DAYS	90 DAYS	120 DAYS	150 DAYS	180 DAYS
US Dollar	83.5988	83.1077	82.6165	82.1253	81.6342	81.1430
G. B. POUND	117.7002	117.0071	116.0169	115.6208	114.9277	114.2346
EURO	100.0074	99.4159	98.5708	98.2328	97.6412	97.0497

E) FORWARD RATE:		1 MONTH	2 MONTHS	3 MONTHS	6 MONTHS	1 YEAR
SELLING	US Dollar	85.5270	85.8040	86.1309	87.3119	0.0000
BUYING	US Dollar	84.6053	85.0604	85.3158	86.5315	0.0000


F) NFCD INTT RATE, EFFECT ON: 16.02.2021 To 28.02.2021	1 MONTH	3 MONTHS	6 MONTHS	12 MONTHS
US Dollar	0.10549	0.19102	0.20437	0.29975
G. B. POUND	0.03317	0.05200	0.07020	0.12257
EURO	0.00000	0.00000	0.00000	0.00000


G) LIBOR AS ON 23/02/2021 , 60 DAYS 0.15213 90 DAYS 0.18750 180 DAYS 0.20375


H) INDICATIVE RATE OF 01 SDR ,USD WITH NTL, CUR OF ACU MEMBERS AS IMF RATE 12/02/2021	IN.RS	N.RS	SL.RS	PK.RS	BD TK	USD
USD 1	72.7998	109.9281	174.8816	134.4121	84.5800	
SDR 1	104.8861	158.3787	251.9603	193.6540	121.8584	1.4407

IN CASE OF AUS. DOLLAR CASH RATE WILL BE USED FOR T.T ALSO

Rates mentioned in row C, D, E and F are applicable only for bank's own customers.

  
Md. Nur Islam  
PO  
Prepared By

  
Syeda Hasinatul Jannat  
SPO  
Checked By

  
Shipra Biswas  
AGM  
Authorized Signature

  
Md. Yakut Mia  
DGM  
Authorized Signature