

TEL. 9554725, 55110031

PABX-575,

Mail: fxdeal@janatabank-bd.com

Exchange Rate Circular - 057

EFFECTIVE DATE: 24 Mar 2021

JANATA BANK LIMITED

TREASURY DEPT.(FRONT OFFICE)

HEAD OFFICE, DHAKA

INDICATIVE ONLY: Rates may vary in the

same day

For Previous Rate Sheet Click

<https://goo.gl/URA0t4>

DATE : 24 Mar 2021

Wednesday

A) CROSS RATE OF SYD, TOK, HKG & S.E. ASIAN MARKETS AS ON 24/03/2021

	GBP/USD	EUR/USD	USD/JPY	USD/C.DLR	USD/S.FRA	AUD/USD
SELLING	1.3735	1.1851	108.5400	1.2504	0.9340	0.7659
BUYING	1.3731	1.1847	108.5700	1.2504	0.9341	0.7659

B) JANATA BANK LTD'S CASH CURRENCY & T.C TO PUBLIC TK PER UNIT OF FOREIGN CURRENCY

SELLING	CURRENCY	BUYING	SELLING	CURRENCY	BUYING
86.7000	US Dollar	84.1000	23.6000	Saudi Riyal	22.0000
116.0000	G. B. Pound	111.0000	24.0000	UAE. Dirham	23.0000
102.1000	Euro	98.0000	20.8000	MAL.Ringit	18.0000
65.5632	Aus. Dollar	56.1132	1.2400	Indian Rupee	1.1500

BE SAME AS SELLING T.T.& O.D AND BUYING O.D. TRANSFER

C) SELLING		NAME OF CURRENCY	BUYING			
T.T.& O.D.	B.C.		T.T.CLEAN	T.T.DOC	O.D.SIGHT EXP.BILLS	O.D. TRANSFER
84.9500	84.9500	US Dollar	84.2000	84.1500	84.1000	83.9000
118.7518	118.8930	G. B. POUND	115.1340	114.9604	114.7209	114.2615
102.7209	102.9564	EURO	98.8152	98.1585	98.0157	97.8228
0.8060	0.8122	JP.YEN	0.7787	0.7719	0.7706	0.7202
69.9383	70.1163	CAN.DLR	68.5218	68.4443	68.2366	67.5833
92.3779	92.5395	SWISS.FRANC	90.9397	90.7434	90.6488	90.1163
222.5057	222.7810	OMANIAN RIYAL	219.1501	211.9164	211.2743	210.1645
11.2500	11.4213	H.K.DLR	10.9114	10.8998	10.8680	10.8362
64.3314	66.7222	SING.DLR	62.9764		61.7259	56.0950
2.7654	2.7698	THI.BAHT	2.7307		2.7198	2.7118
20.7844	20.8039	MAL.RINGIT	20.5230		20.4414	20.3815
23.3010	23.3092	UAE.DIRHAM			22.9816	22.9975
22.8201	22.8781	SAUDI RIYAL			22.5103	22.4400
20.5000	21.8563	QATAR RIYAL				19.0000
283.0385	286.2801	KUWAIT DINAR				256.0000
224.7528	224.0943	BAHRAIN DINAR				216.0355
13.4750	14.0753	CHINESE YUAN				12.5000

D) USANCE RATE:	30 DAYS	60 DAYS	90 DAYS	120 DAYS	150 DAYS	180 DAYS
US Dollar	83.5988	83.1077	82.6165	82.1253	81.6342	81.1430
G. B. POUND	114.0493	113.3777	112.4182	112.0344	111.3628	110.6912
EURO	97.4393	96.8629	96.0394	95.7100	95.1336	94.5572

E) FORWARD RATE:		1 MONTH	2 MONTHS	3 MONTHS	6 MONTHS	1 YEAR
SELLING	US Dollar	85.5270	85.8040	86.1309	87.3119	0.0000
BUYING	US Dollar	84.6053	85.0604	85.3158	86.5315	0.0000


F) NFCD INTT RATE, EFFECT ON: 16.03.2021 To 31.03.2021	1 MONTH	3 MONTHS	6 MONTHS	12 MONTHS
US Dollar	0.10723	0.18155	0.19701	0.28030
G. B. POUND	0.05025	0.08005	0.09689	0.15561
EURO	0.00000	0.00000	0.00000	0.00000


G) LIBOR AS ON 23/03/2021, 60 DAYS 0.13400 90 DAYS 0.20063 180 DAYS 0.20538


H) INDICATIVE RATE OF 01 SDR, USD WITH NTL, CUR OF ACU MEMBERS AS IMF RATE 12/03/2021	IN.RS	N.RS	SL.RS	PK.RS	BD TK	USD
USD 1	72.6845	110.8925	176.4158	135.5913	84.5800	
SDR 1	103.8094	158.3787	251.9603	193.6540	120.7987	1.4282

IN CASE OF AUS. DOLLAR CASH RATE WILL BE USED FOR T.T ALSO

Rates mentioned in row C, D, E and F are applicable only for bank's own customers.


Md. Nur Islam
PO
Prepared By


Syeda Hasinatul Jannat
SPO
Checked By


Shipra Biswas
AGM
Authorized Signature


Md. Yakut Mia
DGM
Authorized Signature