

TEL. 9554725, 55110031

PABX-575,

Mail: fxdeal@janatabank-bd.com

Exchange Rate Circular - 094

EFFECTIVE DATE: 24 May 2021

JANATA BANK LIMITED

TREASURY DEPT.(FRONT OFFICE)

HEAD OFFICE, DHAKA

INDICATIVE ONLY: Rates may vary in the

same day

For Previous Rate Sheet Click

<https://goo.gl/URA0t4>

DATE : 24 May 2021

Monday

A) CROSS RATE OF SYD, TOK, HKG & S.E. ASIAN MARKETS AS ON 24/05/2021

	GBP/USD	EUR/USD	USD/JPY	USD/C.DLR	USD/S.FRA	AUD/USD
SELLING	1.4146	1.2180	108.8600	1.1977	0.8978	0.7784
BUYING	1.4145	1.2179	108.8700	1.1977	0.8979	0.7784

B) JANATA BANK LTD'S CASH CURRENCY & T.C TO PUBLIC TK PER UNIT OF FOREIGN CURRENCY

SELLING	CURRENCY	BUYING	SELLING	CURRENCY	BUYING
86.8000	US Dollar	84.1000	23.5000	Saudi Riyal	22.2000
119.5000	G. B. Pound	114.5000	24.0000	UAE. Dirham	23.0000
104.9000	Euro	101.0000	20.8000	MAL.Ringit	18.0000
66.6251	Aus. Dollar	57.1751	1.2400	Indian Rupee	1.1500

BE SAME AS SELLING T.T.& O.D AND BUYING O.D. TRANSFER

C) SELLING		NAME OF CURRENCY	BUYING			
T.T.& O.D.	B.C.		T.T.CLEAN	T.T.DOC	O.D.SIGHT EXP.BILLS	O.D. TRANSFER
84.9500	84.9500	US Dollar	84.2000	84.1500	84.1000	83.9000
122.2634	122.4059	G. B. POUND	118.6430	118.4657	118.2161	117.7464
105.5364	105.7730	EURO	101.6292	100.9696	100.8185	100.6175
0.8036	0.8099	JP.YEN	0.7765	0.7697	0.7684	0.7181
72.9498	73.1289	CAN.DLR	71.5045	71.4238	71.2074	70.5454
96.0724	96.2353	SWISS.FRANC	94.5980	94.3978	94.2925	93.7494
223.0000	222.7810	OMANIAN RIYAL	219.1501	211.9164	211.2743	207.0000
11.2500	11.4265	H.K.DLR	10.9169	10.9053	10.8735	10.8416
65.0532	67.4442	SING.DLR	63.6814		62.4281	58.8140
2.7337	2.7382	THI.BAHT	2.6994		2.6886	2.6808
20.7142	20.7337	MAL.RINGIT	20.4537		20.3723	20.3126
23.3010	23.3092	UAE.DIRHAM			22.9816	22.9975
22.8207	22.8787	SAUDI RIYAL			22.5109	22.4500
20.5000	21.8466	QATAR RIYAL				19.0000
284.4446	287.6867	KUWAIT DINAR				257.0000
224.7528	224.0943	BAHRAIN DINAR				216.0355
13.6570	14.2573	CHINESE YUAN				12.5000

D) USANCE RATE:	30 DAYS	60 DAYS	90 DAYS	120 DAYS	150 DAYS	180 DAYS
US Dollar	83.5988	83.1077	82.6165	82.1253	81.6342	81.1430
G. B. POUND	117.5240	116.8319	115.8432	115.4478	114.7557	114.0636
EURO	100.2257	99.6328	98.7859	98.4472	97.8543	97.2615

E) FORWARD RATE:		1 MONTH	2 MONTHS	3 MONTHS	6 MONTHS	1 YEAR
SELLING	US Dollar	85.5270	85.8040	86.1309	87.3119	0.0000
BUYING	US Dollar	84.6053	85.0604	85.3158	86.5315	0.0000

F) NFCD INTT RATE, EFFECT ON: 16.05.2021 To 31.05.2021	1 MONTH	3 MONTHS	6 MONTHS	12 MONTHS
US Dollar	0.09726	0.15474	0.18716	0.26522
G. B. POUND	0.05162	0.08304	0.10474	0.16921
EURO	0.00000	0.00000	0.00000	0.00000

G) LIBOR AS ON 21/05/2021, 60 DAYS 0.12113 90 DAYS 0.14700 180 DAYS 0.17875


H) INDICATIVE RATE OF 01 SDR, USD WITH NTL, CUR OF ACU MEMBERS AS IMF RATE 21/05/2021	IN.RS	N.RS	SL.RS	PK.RS	BD TK	USD
USD 1	73.0233	109.6065	174.3698	134.0188	84.5800	
SDR 1	105.5170	158.3787	251.9603	193.6540	122.2161	1.4450

IN CASE OF AUS. DOLLAR CASH RATE WILL BE USED FOR T.T ALSO

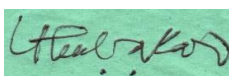
Rates mentioned in row C, D, E and F are applicable only for bank's own customers.




Md. Nur Islam
PO
Prepared By



Syeda Hasinatul Jannat
SPO
Checked By



Md. Abubakar Siddique
AGM
Authorized Signature



Shipra Biswas
AGM
Authorized Signature