

TEL. 9554725, 55110031

PABX-575,

Mail: fxdeal@janatabank-bd.com

Exchange Rate Circular - 149

EFFECTIVE DATE: 24 Aug 2021

JANATA BANK LIMITED

TREASURY DEPT.(FRONT OFFICE)

HEAD OFFICE, DHAKA

INDICATIVE ONLY: Rates may vary in the

Corrigendum same day

For Previous Rate Sheet Click

<https://goo.gl/URA0t4>

DATE : 24 Aug 2021

Tuesday

A) CROSS RATE OF SYD, TOK, HKG & S.E ASIAN MARKETS AS ON 24/08/2021

	GBP/USD	EUR/USD	USD/JPY	USD/C.DLR	USD/S.FRA	AUD/USD
SELLING	1.3719	1.1741	109.7300	1.2558	0.9128	0.7271
BUYING	1.3717	1.1738	109.7400	1.2558	0.9133	0.7271

B) JANATA BANK LTD'S CASH

CURRENCY & T.C TO PUBLIC TK PER UNIT OF FOREIGN CURRENCY

SELLING	CURRENCY	BUYING	SELLING	CURRENCY	BUYING
87.0000	US Dollar	84.5000	23.5000	Saudi Riyal	20.7000
118.0000	G. B. Pound	112.5000	24.0000	UAE. Dirham	21.5000
104.0000	Euro	99.0000	20.8000	MAL.Ringit	18.0000
62.4707	Aus. Dollar	53.0207	1.2400	Indian Rupee	1.1500

BE SAME AS SELLING T.T.& O.D AND BUYING O.D. TRANSFER

SELLING		NAME OF CURRENCY	BUYING			
T.T.& O.D.	B.C.		T.T.CLEAN	T.T.DOC	O.D.SIGHT EXP.BILLS	O.D. TRANSFER
85.2300	85.2500	US Dollar	84.3000	84.2300	84.1800	84.0300
118.6151	118.7563	G. B. POUND	115.0153	114.8418	114.6028	114.1437
101.7795	102.0147	EURO	97.8913	97.2356	97.0955	96.9053
0.7974	0.8037	JP.YEN	0.7704	0.7636	0.7623	0.7119
69.6440	69.8219	CAN.DLR	68.2303	68.1532	67.9463	67.2939
94.5060	94.6683	SWISS.FRANC	93.0063	92.8078	92.7071	92.1686
223.1387	223.1389	OMANIAN RIYAL	218.9730	211.7394	211.0979	202.8695
11.2500	11.3906	H.K.DLR	10.8813	10.8698	10.8380	10.8063
63.4798	66.1923	SING.DLR	62.4613		61.2128	57.4890
2.5897	2.5941	THI.BAHT	2.5576		2.5475	2.5400
20.3366	20.3560	MAL.RINGIT	20.0853		20.0054	19.9468
23.3010	23.3092	UAE.DIRHAM			22.9816	22.9975
22.8201	22.8781	SAUDI RIYAL			22.5103	22.4400
20.5000	21.5062	QATAR RIYAL				20.2000
280.2367	287.5918	KUWAIT DINAR				251.0000
224.7528	225.0000	BAHRAIN DINAR				216.0355
13.5574	14.1578	CHINESE YUAN				12.5000

D) USANCE RATE:	30 DAYS	60 DAYS	90 DAYS	120 DAYS	150 DAYS	180 DAYS
US Dollar	83.6983	83.2065	82.7148	82.2230	81.7313	81.2395
G. B. POUND	113.9319	113.2610	112.3025	111.9191	111.2482	110.5773
EURO	96.5245	95.9534	95.1377	94.8114	94.2403	93.6693

E) FORWARD RATE:		1 MONTH	2 MONTHS	3 MONTHS	6 MONTHS	1 YEAR
SELLING	US Dollar	85.8076	86.0851	86.4127	87.5954	0.0000
BUYING	US Dollar	84.7054	85.1406	85.4161	86.6323	0.0000


F) NFCD INTT RATE, EFFECT ON: 16.08.2021 To 31.08.2021	1 MONTH	3 MONTHS	6 MONTHS	12 MONTHS
US Dollar	0.09252	0.12394	0.15624	0.23815
G. B. POUND	0.05300	0.06958	0.09551	0.21297
EURO	0.00000	0.00000	0.00000	0.00000


G) LIBOR AS ON 23/08/2021, 60 DAYS 0.10163 90 DAYS 0.12925 180 DAYS 0.15300


H) INDICATIVE RATE OF 01 SDR, USD WITH NTL, CUR OF ACU MEMBERS AS IMF RATE 20/08/2021	IN.RS	N.RS	SL.RS	PK.RS	BD TK	USD
USD 1	74.5137	111.8318	177.9101	136.7398	84.7700	
SDR 1	105.5280	158.3787	251.9603	193.6540	120.0531	1.4162

IN CASE OF AUS. DOLLAR CASH RATE WILL BE USED FOR T.T ALSO

Rates mentioned in row C, D, E and F are applicable only for bank's own customers.


Md. Nur Islam
PO
Prepared By


Syeda Hasinatul Jannat
SPO
Checked By


Shipra biswas
AGM
Authorized Signature


Md. Yakut Mia
DGM
Authorized Signature