

TEL. 9575997, 9567298, 9554725

JANATA BANK LIMITED

For Previous Rate Sheet Click

PABX-575,

TREASURY DEPARTMENT

<https://goo.gl/URA0t4>

Mail: fxdeal@janatabank-bd.com

HEAD OFFICE, DHAKA

Exchange Rate Circular - 236

INDICATIVE ONLY: Rates may vary in the

DATE : 24 Dec 2019

EFFECTIVE DATE: 24-25 Dec'19

same day

Tuesday

A) CROSS RATE OF SYD.TOK.HKG. & S.E. ASIAN MARKETS AS ON 24/12/2019

	GBP/USD	EUR/USD	USD/JPY	USD/C.DLR	USD/S.FRA	AUD/USD
SELLING	1.2947	1.1089	109.3800	1.3155	0.9822	0.6959
BUYING	1.2943	1.1087	109.4100	1.3156	0.9823	0.6959

B) JANATA BANK LTD'S CASH

CURRENCY & T.C TO PUBLIC TK PER UNIT OF FOREIGN CURREN

SELLING	CURRENCY	BUYING	SELLING	CURRENCY	BUYING
87.2000	US Dollar	86.2000	23.3000	Saudi Riyal	21.9000
112.3000	G. B. Pound	108.6000	23.5000	UAE. Dirham	22.5000
96.0000	Euro	93.7000	20.5000	MAL.Ringit	19.4000
59.1000	Aus. Dollar	57.1000	1.2500	Indian Rupee	1.1800

BE SAME AS SELLING T.T.& O.D AND BUYING O.D. TRANSFER

C)	SELLING		NAME OF CURRENCY	BUYING			
	T.T.& O.D.	B.C.		T.T.CLEAN	T.T.DOC	O.D.SIGHT EXP.BILLS	O.D. TRANSFER
	84.9000	84.9500	US Dollar	84.2000	84.1500	84.1000	83.9000
	110.9192	111.0580	G. B. POUND	109.6049	109.2884	109.0684	108.6285
	96.1497	96.2829	EURO	95.0734	94.7236	94.4996	93.6255
	0.7988	0.8042	JP.YEN	0.7777	0.7709	0.7696	0.7669
	66.5841	66.7281	CAN.DLR	66.4624	66.2885	66.0906	65.4827
	87.0409	87.3015	SWISS.FRANC	86.4873	86.2957	86.2140	86.1424
	219.0609	219.2252	OMANIAN RIYAL	218.1501	217.9164	217.2743	215.9522
	11.0000	11.3957	H.K.DLR	10.8854	10.8738	10.8421	10.8103
	64.3167	65.7889	SING.DLR	64.4982		64.2495	62.6072
	2.8366	2.8476	THI.BAHT	2.8066		2.7955	2.7873
	20.6715	20.7287	MAL.RINGIT	20.4487		20.3674	20.3077
	23.3010	23.3092	UAE.DIRHAM			22.9816	22.9143
	22.8152	22.8732	SAUDI RIYAL			22.5025	22.4400
	22.8347	23.4865	QATAR RIYAL				22.0575
	280.8841	281.1829	KUWAIT DINAR				273.0000
	224.0147	224.0943	BAHRAIN DINAR				219.2597
	12.2071	13.1613	CHINESE YUAN				12.0062

D) USANCE RATE:	30 DAYS	60 DAYS	90 DAYS	120 DAYS	150 DAYS	180 DAYS
US Dollar	83.5988	83.1077	82.6165	82.1253	81.6342	81.1430
G. B. POUND	108.4290	107.7897	106.8763	106.5110	105.8716	105.2322
EURO	93.9450	93.3904	92.5981	92.2812	91.7266	91.1720

E) FORWARD RATE:		1 MONTH	2 MONTHS	3 MONTHS	6 MONTHS	1 YEAR
SELLING	US Dollar	85.5391	85.9783	86.3674	87.7348	0.0000
BUYING	US Dollar	84.8982	85.0964	85.2946	85.9893	0.0000


F) NFCD INTT RATE, EFFECT ON: 16.12.19 To 31.12.19	1 MONTH	3 MONTHS	6 MONTHS	12 MONTHS
US Dollar	1.48738	1.64963	1.65288	1.71388
G. B. POUND	0.46963	0.54963	0.63188	0.73663
EURO	0.00000	0.00000	0.00000	0.00000

G) LIBOR AS ON 23/12/2019, 60 DAYS 1.84388 90 DAYS 1.94663 180 DAYS 1.92438


H) INDICATIVE RATE OF 01 SDR, USD WITH NTL, CUR OF ACU MEMBERS AS IMF RATE 20/12/2019	IN.RS	N.RS	SL.RS	PK.RS	BD TK	USD
USD 1	71.1570	114.9605	182.8874	140.5653	84.5550	
SDR 1	98.0315	158.3787	251.9603	193.6540	116.4897	1.3777


IN CASE OF AUS. DOLLAR CASH RATE WILL BE USED FOR T.T ALSO

Rates mentioned in row C, D, E and F are applicable only for bank's own customers.


 Md. Nur Islam
 PO
 Prepared By


 Md. Mokhlesur Rahman
 SPO
 Checked By


 M.M. Awrangzeb
 AGM
 Authorised Signature


 Md. Tofazzal Hossain
 DGM
 Authorised Signature