

TEL. 9575997, 9567298, 9554725

JANATA BANK LIMITED

For Previous Rate Sheet Click

PABX-575,

TREASURY DEPARTMENT

<https://goo.gl/URA0t4>

Mail: fxdeal@janatabank-bd.com

HEAD OFFICE, DHAKA

Exchange Rate Circular - 40

INDICATIVE ONLY: Rates may vary in the

DATE : 25 Feb 2020

EFFECTIVE DATE: 25 Feb'2020

same day

Tuesday

A) CROSS RATE OF SYD, TOK, HKG & S.E. ASIAN MARKETS AS ON 25/02/2020

| | GBP/USD | EUR/USD | USD/JPY | USD/C.DLR | USD/S.FRA | AUD/USD |
|---------|---------|---------|----------|-----------|-----------|---------|
| SELLING | 1.2939 | 1.0868 | 110.8300 | 1.3283 | 0.9782 | 0.6654 |
| BUYING | 1.2938 | 1.0864 | 110.8400 | 1.3287 | 0.9786 | 0.6654 |

B) JANATA BANK LTD'S CASH

CURRENCY & T.C TO PUBLIC TK PER UNIT OF FOREIGN CURREN

| SELLING | CURRENCY | BUYING | SELLING | CURRENCY | BUYING |
|----------|-------------|----------|---------|--------------|---------|
| 87.7000 | US Dollar | 86.6000 | 23.6000 | Saudi Riyal | 22.7000 |
| 112.1000 | G. B. Pound | 110.4000 | 24.0000 | UAE. Dirham | 23.0000 |
| 95.8000 | Euro | 93.9000 | 21.0000 | MAL.Ringit | 20.0000 |
| 59.6000 | Aus. Dollar | 57.6000 | 1.2600 | Indian Rupee | 1.1800 |

BE SAME AS SELLING T.T.& O.D AND BUYING O.D. TRANSFER

| C) | SELLING | | NAME OF CURRENCY | BUYING | | | |
|----|------------|----------|------------------|-----------|----------|---------------------|---------------|
| | T.T.& O.D. | B.C. | | T.T.CLEAN | T.T.DOC | O.D.SIGHT EXP.BILLS | O.D. TRANSFER |
| | 84.9500 | 84.9500 | US Dollar | 84.2000 | 84.1500 | 84.1000 | 83.9000 |
| | 110.8508 | 110.9896 | G. B. POUND | 109.5625 | 109.2460 | 109.0262 | 108.5864 |
| | 94.5083 | 94.6409 | EURO | 93.1833 | 92.8355 | 92.6169 | 91.7484 |
| | 0.7886 | 0.7939 | JP.YEN | 0.7677 | 0.7609 | 0.7597 | 0.7569 |
| | 65.9572 | 66.1010 | CAN.DLR | 65.8272 | 65.6539 | 65.4579 | 64.8518 |
| | 87.4872 | 87.6579 | SWISS.FRANC | 86.8135 | 86.6216 | 86.5390 | 86.4363 |
| | 222.1935 | 222.7579 | OMANIAN RIYAL | 219.1330 | 218.8992 | 218.2572 | 217.9352 |
| | 11.0000 | 11.3921 | H.K.DLR | 10.8829 | 10.8713 | 10.8396 | 10.8078 |
| | 64.1925 | 64.9533 | SING.DLR | 63.6729 | | 63.4315 | 62.1891 |
| | 2.7014 | 2.7123 | THI.BAHT | 2.6721 | | 2.6615 | 2.6537 |
| | 20.2748 | 20.3319 | MAL.RINGIT | 20.0520 | | 19.9723 | 19.9138 |
| | 23.3010 | 23.3092 | UAE.DIRHAM | | | 22.9816 | 22.9143 |
| | 22.8171 | 22.8751 | SAUDI RIYAL | | | 22.5043 | 22.4400 |
| | 23.4978 | 23.9360 | QATAR RIYAL | | | | 23.1125 |
| | 282.8104 | 283.1085 | KUWAIT DINAR | | | | 274.0000 |
| | 224.0027 | 224.0822 | BAHRAIN DINAR | | | | 219.2715 |
| | 12.9477 | 13.1587 | CHINESE YUAN | | | | 11.5000 |

| D) USANCE RATE: | 30 DAYS | 60 DAYS | 90 DAYS | 120 DAYS | 150 DAYS | 180 DAYS |
|-----------------|----------|----------|----------|----------|----------|----------|
| US Dollar | 83.5988 | 83.1077 | 82.6165 | 82.1253 | 81.6342 | 81.1430 |
| G. B. POUND | 108.3871 | 107.7480 | 106.8350 | 106.4697 | 105.8306 | 105.1915 |
| EURO | 92.0733 | 91.5298 | 90.7532 | 90.4426 | 89.8991 | 89.3555 |

| E) FORWARD RATE: | | 1 MONTH | 2 MONTHS | 3 MONTHS | 6 MONTHS | 1 YEAR |
|------------------|-----------|---------|----------|----------|----------|--------|
| SELLING | US Dollar | 86.0894 | 86.5287 | 86.9181 | 88.2861 | 0.0000 |
| BUYING | US Dollar | 85.0982 | 85.1964 | 85.4946 | 85.6893 | 0.0000 |


| F) NFCD INTT RATE, EFFECT ON: 16.02.2020 To 29.02.2020 | 1 MONTH | 3 MONTHS | 6 MONTHS | 12 MONTHS |
|--|---------|----------|----------|-----------|
| US Dollar | 1.40013 | 1.45375 | 1.47538 | 1.56275 |
| G. B. POUND | 0.46000 | 0.50525 | 0.56438 | 0.64500 |
| EURO | 0.00000 | 0.00000 | 0.00000 | 0.00000 |

G) LIBOR AS ON 24/02/2020, 60 DAYS 1.63688 90 DAYS 1.64663 180 DAYS 1.62763


| H) INDICATIVE RATE OF 01 SDR, USD WITH NTL, CUR OF ACU MEMBERS AS IMF RATE 22/02/2020 | IN.RS | N.RS | SL.RS | PK.RS | BD TK | USD |
|---|---------|----------|----------|----------|----------|--------|
| USD 1 | 71.6541 | 116.2493 | 184.9378 | 142.1412 | 84.5800 | |
| SDR 1 | 97.6219 | 158.3787 | 251.9603 | 193.6540 | 115.2322 | 1.3624 |


IN CASE OF AUS. DOLLAR CASH RATE WILL BE USED FOR T.T ALSO

Rates mentioned in row C, D, E and F are applicable only for bank's own customers.


 Md. Nur Islam
 PO
 Prepared By


 Md. Mokhlesur Rahman
 SPO
 Checked By


 M.M. Awrangzeb
 AGM
 Authorised Signature


 Md. Tofazzal Hossain
 DGM
 Authorised Signature