

TEL. 9554725, 55110031

PABX-575,

Mail: fxdeal@janatabank-bd.com

Exchange Rate Circular - 039

EFFECTIVE DATE: 25-27 Feb 2021

JANATA BANK LIMITED

TREASURY DEPT.(FRONT OFFICE)

HEAD OFFICE, DHAKA

INDICATIVE ONLY: Rates may vary in the

same day

For Previous Rate Sheet Click

<https://goo.gl/URA0t4>

DATE: 25 Feb 2021

Thursday

A) CROSS RATE OF SYD, TOK, HKG &amp; S.E. ASIAN MARKETS AS ON 25/02/2021

	GBP/USD	EUR/USD	USD/JPY	USD/C.DLR	USD/S.FRA	AUD/USD
SELLING	1.4143	1.2167	106.0000	1.2445	0.9066	0.8008
BUYING	1.4139	1.2166	106.0100	1.2445	0.9067	0.8008

B) JANATA BANK LTD'S CASH

CURRENCY &amp; T.C TO PUBLIC TK PER UNIT OF FOREIGN CURRENCY

SELLING	CURRENCY	BUYING	SELLING	CURRENCY	BUYING
86.7000	US Dollar	84.1000	23.5000	Saudi Riyal	20.5000
117.3000	G. B. Pound	111.3000	23.9000	UAE. Dirham	22.5000
103.0500	Euro	98.0000	20.8000	MAL.Ringit	18.0000
68.5280	Aus. Dollar	59.0780	1.2200	Indian Rupee	1.1200

BE SAME AS SELLING T.T.&amp; O.D AND BUYING O.D. TRANSFER

C) SELLING		NAME OF CURRENCY	BUYING			
T.T.& O.D.	B.C.		T.T.CLEAN	T.T.DOC	O.D.SIGHT EXP.BILLS	O.D. TRANSFER
84.9500	84.9500	US Dollar	84.2000	84.1500	84.1000	83.9000
122.2378	122.3802	G. B. POUND	118.5922	118.4149	118.1654	117.6959
105.4252	105.6617	EURO	101.5190	100.8595	100.7088	100.5080
0.8249	0.8311	JP.YEN	0.7975	0.7907	0.7894	0.7389
70.2628	70.4409	CAN.DLR	68.8432	68.7654	68.5567	67.9025
95.1471	95.3097	SWISS.FRANC	93.6819	93.4826	93.3800	92.8395
222.5057	222.7810	OMANIAN RIYAL	219.1501	211.9164	211.2743	210.1645
11.2500	11.4410	H.K.DLR	10.9310	10.9194	10.8875	10.8556
65.6140	68.0052	SING.DLR	64.2511		62.9955	57.3610
2.8563	2.8608	THI.BAHT	2.8206		2.8094	2.8012
21.2209	21.2406	MAL.RINGIT	20.9543		20.8709	20.8098
23.3010	23.3092	UAE.DIRHAM			22.9816	22.9975
22.8152	22.8732	SAUDI RIYAL			22.5055	22.4400
21.0000	21.5000	QATAR RIYAL				20.0000
282.5324	285.7738	KUWAIT DINAR				255.0000
224.7528	224.0943	BAHRAIN DINAR				216.0355
13.6153	14.2157	CHINESE YUAN				12.5000

D) USANCE RATE:	30 DAYS	60 DAYS	90 DAYS	120 DAYS	150 DAYS	180 DAYS
US Dollar	83.5988	83.1077	82.6165	82.1253	81.6342	81.1430
G. B. POUND	117.4736	116.7818	115.7936	115.3982	114.7065	114.0147
EURO	100.1166	99.5244	98.6784	98.3400	97.7478	97.1556

E) FORWARD RATE:		1 MONTH	2 MONTHS	3 MONTHS	6 MONTHS	1 YEAR
SELLING	US Dollar	85.5270	85.8040	86.1309	87.3119	0.0000
BUYING	US Dollar	84.6053	85.0604	85.3158	86.5315	0.0000


F) NFCD INTT RATE, EFFECT ON: 16.02.2021 To 28.02.2021	1 MONTH	3 MONTHS	6 MONTHS	12 MONTHS
US Dollar	0.10549	0.19102	0.20437	0.29975
G. B. POUND	0.03317	0.05200	0.07020	0.12257
EURO	0.00000	0.00000	0.00000	0.00000


G) LIBOR AS ON 24/02/2021, 60 DAYS 0.15013 90 DAYS 0.18975 180 DAYS 0.19938


H) INDICATIVE RATE OF 01 SDR, USD WITH NTL, CUR OF ACU MEMBERS AS IMF RATE 12/02/2021	IN.RS	N.RS	SL.RS	PK.RS	BD TK	USD
USD 1	72.7998	109.9281	174.8816	134.4121	84.5800	
SDR 1	104.8861	158.3787	251.9603	193.6540	121.8584	1.4407


IN CASE OF AUS. DOLLAR CASH RATE WILL BE USED FOR T.T ALSO

Rates mentioned in row C, D, E and F are applicable only for bank's own customers.

  
Md. Nur Islam  
PO  
Prepared By

  
Syeda Hasinatul Jannat  
SPO  
Checked By

  
Shipra Biswas  
AGM  
Authorized Signature

  
Md. Yakut Mia  
DGM  
Authorized Signature