

TEL. 9554725, 55110031

PABX-575,

Mail: fxdeal@janatabank-bd.com

Exchange Rate Circular - 095

EFFECTIVE DATE: 25-26 May 2021

JANATA BANK LIMITED

TREASURY DEPT.(FRONT OFFICE)

HEAD OFFICE, DHAKA

INDICATIVE ONLY: Rates may vary in the

same day

For Previous Rate Sheet Click

<https://goo.gl/URA0t4>

DATE : 25 May 2021

Tuesday

A) CROSS RATE OF SYD, TOK, HKG &amp; S.E. ASIAN MARKETS AS ON 25/05/2021

|         | GBP/USD | EUR/USD | USD/JPY  | USD/C.DLR | USD/S.FRA | AUD/USD |
|---------|---------|---------|----------|-----------|-----------|---------|
| SELLING | 1.4182  | 1.2229  | 108.7100 | 1.1955    | 0.8960    | 0.7818  |
| BUYING  | 1.4181  | 1.2228  | 108.7200 | 1.1955    | 0.8964    | 0.7818  |

B) JANATA BANK LTD'S CASH

CURRENCY &amp; T.C TO PUBLIC TK PER UNIT OF FOREIGN CURRENCY

| SELLING  | CURRENCY    | BUYING   | SELLING | CURRENCY     | BUYING  |
|----------|-------------|----------|---------|--------------|---------|
| 86.8000  | US Dollar   | 84.1000  | 23.5000 | Saudi Riyal  | 22.2000 |
| 119.8000 | G. B. Pound | 114.8000 | 24.0000 | UAE. Dirham  | 23.0000 |
| 105.3000 | Euro        | 101.0000 | 20.8000 | MAL.Ringit   | 18.0000 |
| 66.9139  | Aus. Dollar | 57.4639  | 1.2400  | Indian Rupee | 1.1500  |

BE SAME AS SELLING T.T.&amp; O.D AND BUYING O.D. TRANSFER

| C) SELLING |          | NAME OF CURRENCY | BUYING    |          |                     |               |
|------------|----------|------------------|-----------|----------|---------------------|---------------|
| T.T.& O.D. | B.C.     |                  | T.T.CLEAN | T.T.DOC  | O.D.SIGHT EXP.BILLS | O.D. TRANSFER |
| 84.9500    | 84.9500  | US Dollar        | 84.2000   | 84.1500  | 84.1000             | 83.9000       |
| 122.5710   | 122.7136 | G. B. POUND      | 118.9482  | 118.7705 | 118.5200            | 118.0494      |
| 105.9558   | 106.1925 | EURO             | 102.0445  | 101.3845 | 101.2322            | 101.0299      |
| 0.8047     | 0.8110   | JP.YEN           | 0.7776    | 0.7708   | 0.7695              | 0.7191        |
| 73.0813    | 73.2604  | CAN.DLR          | 71.6347   | 71.5539  | 71.3371             | 70.6748       |
| 96.2639    | 96.4269  | SWISS.FRANC      | 94.7560   | 94.5556  | 94.4498             | 93.9063       |
| 223.0000   | 222.7810 | OMANIAN RIYAL    | 219.1501  | 211.9164 | 211.2743            | 207.0000      |
| 11.2500    | 11.4277  | H.K.DLR          | 10.9180   | 10.9064  | 10.8746             | 10.8428       |
| 65.2083    | 67.5994  | SING.DLR         | 63.8493   |          | 62.5953             | 58.9810       |
| 2.7372     | 2.7417   | THI.BAHT         | 2.7037    |          | 2.6929              | 2.6850        |
| 20.7092    | 20.7287  | MAL.RINGIT       | 20.4487   |          | 20.3674             | 20.3077       |
| 23.3010    | 23.3092  | UAE.DIRHAM       |           |          | 22.9816             | 22.9975       |
| 22.8152    | 22.8732  | SAUDI RIYAL      |           |          | 22.5055             | 22.4400       |
| 20.5000    | 21.8466  | QATAR RIYAL      |           |          |                     | 19.0000       |
| 284.4826   | 287.7246 | KUWAIT DINAR     |           |          |                     | 257.0000      |
| 224.7528   | 224.0943 | BAHRAIN DINAR    |           |          |                     | 216.0355      |
| 13.7016    | 14.3019  | CHINESE YUAN     |           |          |                     | 12.5000       |

| D) USANCE RATE: | 30 DAYS  | 60 DAYS  | 90 DAYS  | 120 DAYS | 150 DAYS | 180 DAYS |
|-----------------|----------|----------|----------|----------|----------|----------|
| US Dollar       | 83.5988  | 83.1077  | 82.6165  | 82.1253  | 81.6342  | 81.1430  |
| G. B. POUND     | 117.8261 | 117.1323 | 116.1410 | 115.7445 | 115.0507 | 114.3568 |
| EURO            | 100.6369 | 100.0417 | 99.1913  | 98.8512  | 98.2559  | 97.6606  |

| E) FORWARD RATE: |           | 1 MONTH | 2 MONTHS | 3 MONTHS | 6 MONTHS | 1 YEAR |
|------------------|-----------|---------|----------|----------|----------|--------|
| SELLING          | US Dollar | 85.5270 | 85.8040  | 86.1309  | 87.3119  | 0.0000 |
| BUYING           | US Dollar | 84.6053 | 85.0604  | 85.3158  | 86.5315  | 0.0000 |

| F) NFCD INTT RATE, EFFECT ON: 16.05.2021 To 31.05.2021 | 1 MONTH | 3 MONTHS | 6 MONTHS | 12 MONTHS |
|--|---------|----------|----------|-----------|
| US Dollar  | 0.09726 | 0.15474  | 0.18716  | 0.26522   |
| G. B. POUND  | 0.05162 | 0.08304  | 0.10474  | 0.16921   |
| EURO   | 0.00000 | 0.00000  | 0.00000  | 0.00000   |

G) LIBOR AS ON 24/05/2021, 60 DAYS 0.12025 90 DAYS 0.14088 180 DAYS 0.17663


| H) INDICATIVE RATE OF 01 SDR, USD WITH NTL, CUR OF ACU MEMBERS AS IMF RATE 21/05/2021 | IN.RS    | N.RS     | SL.RS    | PK.RS    | BD TK    | USD    |
|---|----------|----------|----------|----------|----------|--------|
| USD 1   | 73.0233  | 109.6065 | 174.3698 | 134.0188 | 84.5800  |        |
| SDR 1   | 105.5170 | 158.3787 | 251.9603 | 193.6540 | 122.2161 | 1.4450 |

IN CASE OF AUS. DOLLAR CASH RATE WILL BE USED FOR T.T ALSO


Rates mentioned in row C, D, E and F are applicable only for bank's own customers.




Md. Nur Islam  
PO  
Prepared By



Syeda Hasinatul Jannat  
SPO  
Checked By



Md. Abubakar Siddique  
AGM  
Authorized Signature



Shipra Biswas  
AGM  
Authorized Signature