

TEL. 9554725, 55110031

PABX-575,

Mail: fxdeal@janatabank-bd.com

Exchange Rate Circular - 131

EFFECTIVE DATE: 25 Jul 2021

JANATA BANK LIMITED

TREASURY DEPT.(FRONT OFFICE)

HEAD OFFICE, DHAKA

INDICATIVE ONLY: Rates may vary in the

same day

For Previous Rate Sheet Click

<https://goo.gl/URA0t4>

DATE : 25 Jul 2021

Sunday

A) CROSS RATE OF N.Y CLOSING & S.E ASIAN MARKETS AS ON 23/07/2021

	GBP/USD	EUR/USD	USD/JPY	USD/C.DLR	USD/S.FRA	AUD/USD
SELLING	1.3749	1.1775	110.5400	1.2561	0.9190	0.7366
BUYING	1.3745	1.1771	110.5700	1.2565	0.9194	0.7364

B) JANATA BANK LTD'S CASH

CURRENCY & T.C TO PUBLIC TK PER UNIT OF FOREIGN CURRENCY

SELLING	CURRENCY	BUYING	SELLING	CURRENCY	BUYING
86.9000	US Dollar	84.5000	23.5000	Saudi Riyal	20.7000
116.3000	G. B. Pound	110.3000	24.0000	UAE. Dirham	21.5000
103.2000	Euro	99.0000	20.8000	MAL.Ringit	18.0000
63.0742	Aus. Dollar	53.6242	1.2400	Indian Rupee	1.1500

BE SAME AS SELLING T.T.& O.D AND BUYING O.D. TRANSFER

SELLING		NAME OF CURRENCY	BUYING			
T.T.& O.D.	B.C.		T.T.CLEAN	T.T.DOC	O.D.SIGHT EXP.BILLS	O.D. TRANSFER
84.9500	84.9500	US Dollar	84.2000	84.1500	84.1000	83.9000
118.8715	119.0127	G. B. POUND	115.2526	115.0789	114.8391	114.3794
102.0705	102.3058	EURO	98.1710	97.5151	97.3741	97.1831
0.7917	0.7980	JP.YEN	0.7646	0.7578	0.7565	0.7062
69.6277	69.8056	CAN.DLR	68.1927	68.1156	67.9089	67.2565
93.8735	94.0356	SWISS.FRANC	92.3906	92.1927	92.0938	91.5571
223.1329	222.9139	OMANIAN RIYAL	218.9673	211.7337	211.0922	202.8639
11.2500	11.4194	H.K.DLR	10.9096	10.8980	10.8662	10.8344
63.3361	66.0485	SING.DLR	62.3006		61.0528	57.3290
2.6046	2.6090	THI.BAHT	2.5716		2.5614	2.5539
20.2933	20.3127	MAL.RINGIT	20.0473		19.9675	19.9091
23.3010	23.3092	UAE.DIRHAM			22.9816	22.9975
22.8165	22.8745	SAUDI RIYAL			22.5067	22.4400
20.5000	21.8563	QATAR RIYAL				19.0000
279.9527	287.3077	KUWAIT DINAR				251.0000
224.9939	224.3355	BAHRAIN DINAR				215.7871
13.5595	14.1598	CHINESE YUAN				12.5000

D) USANCE RATE:	30 DAYS	60 DAYS	90 DAYS	120 DAYS	150 DAYS	180 DAYS
US Dollar	83.5988	83.1077	82.6165	82.1253	81.6342	81.1430
G. B. POUND	114.1668	113.4945	112.5340	112.1499	111.4776	110.8053
EURO	96.8014	96.2288	95.4107	95.0834	94.5108	93.9381

E) FORWARD RATE:		1 MONTH	2 MONTHS	3 MONTHS	6 MONTHS	1 YEAR
SELLING	US Dollar	85.5270	85.8040	86.1309	87.3119	0.0000
BUYING	US Dollar	84.6053	85.0604	85.3158	86.5315	0.0000


F) NFCD INTT RATE, EFFECT ON: 16.07.2021 To 31.07.2021	1 MONTH	3 MONTHS	6 MONTHS	12 MONTHS
US Dollar	0.08342	0.13391	0.15175	0.24152
G. B. POUND	0.05275	0.07656	0.09888	0.19564
EURO	0.00000	0.00000	0.00000	0.00000


G) LIBOR AS ON 23/07/2021 , 60 DAYS 0.11100 90 DAYS 0.12888 180 DAYS 0.15850


H) INDICATIVE RATE OF 01 SDR ,USD WITH NTL, CUR OF ACU MEMBERS AS IMF RATE 16/07/2021	IN.RS	N.RS	SL.RS	PK.RS	BD TK	USD
USD 1	74.6232	111.3247	177.1034	136.1198	84.5800	
SDR 1	106.1644	158.3787	251.9603	193.6540	120.3297	1.4227

IN CASE OF AUS. DOLLAR CASH RATE WILL BE USED FOR T.T ALSO

Rates mentioned in row C, D, E and F are applicable only for bank's own customers.


Md. Nur Islam
PO
Prepared By


Syeda Hasinatul Jannat
SPO
Checked By


Shipra Biswas
AGM
Authorized Signature


Md. Yakut Mia
DGM
Authorized Signature