

TEL. 9575997, 9567298, 9554725

JANATA BANK LIMITED

For Previous Rate Sheet Click

PABX-575,

TREASURY DEPARTMENT

<https://goo.gl/URA0t4>

Mail: fxdeal@janatabank-bd.com

HEAD OFFICE, DHAKA

Exchange Rate Circular - 18

**INDICATIVE ONLY: Rates may vary in the**

DATE : 26 Jan 2020

EFFECTIVE DATE: 26 Jan'2020

same day

Sunday

A) CROSS RATE OF NY (CLOSING) &amp; S.E. ASIAN MARKETS AS ON 24/01/2020

	GBP/USD	EUR/USD	USD/JPY	USD/C.DLR	USD/S.FRA	AUD/USD
SELLING	1.3079	1.1027	109.2700	1.3142	0.9710	0.6830
BUYING	1.3076	1.1023	109.2800	1.3145	0.9714	0.6828

B) JANATA BANK LTD'S CASH

CURRENCY &amp; T.C TO PUBLIC TK PER UNIT OF FOREIGN CURREN

SELLING	CURRENCY	BUYING	SELLING	CURRENCY	BUYING
88.0000	US Dollar	87.0000	23.5000	Saudi Riyal	22.7000
113.2000	G. B. Pound	110.2000	23.7000	UAE. Dirham	23.0000
95.7000	Euro	93.1000	20.7000	MAL.Ringit	19.4000
60.1000	Aus. Dollar	58.1000	1.2600	Indian Rupee	1.2000

BE SAME AS SELLING T.T.&amp; O.D AND BUYING O.D. TRANSFER

C)	SELLING		NAME OF CURRENCY	BUYING			
	T.T.& O.D.	B.C.		T.T.CLEAN	T.T.DOC	O.D.SIGHT EXP.BILLS	O.D. TRANSFER
	84.9500	84.9500	US Dollar	84.2000	84.1500	84.1000	83.9000
	112.0470	112.1862	G. B. POUND	110.7322	110.4145	110.1913	109.7480
	95.8691	96.0021	EURO	94.5309	94.1817	93.9593	93.0868
	0.7996	0.8050	JP.YEN	0.7786	0.7718	0.7705	0.7678
	66.6485	66.7925	CAN.DLR	66.5163	66.3423	66.1443	65.5362
	88.1359	88.3068	SWISS.FRANC	87.4555	87.2629	87.1784	87.0739
	222.7782	223.3427	OMANIAN RIYAL	219.1558	218.9221	218.2800	217.9579
	11.0000	11.4146	H.K.DLR	10.9048	10.8933	10.8615	10.8296
	64.5457	66.0179	SING.DLR	64.6969		64.4475	62.8047
	2.8013	2.8123	THI.BAHT	2.7708		2.7598	2.7517
	21.0555	21.1129	MAL.RINGIT	20.8435		20.7606	20.6998
	23.3010	23.3092	UAE.DIRHAM			22.9841	22.9168
	22.8128	22.8708	SAUDI RIYAL			22.5013	22.4400
	23.4777	23.9295	QATAR RIYAL				22.7013
	282.9676	283.2665	KUWAIT DINAR				276.0000
	224.0388	224.1184	BAHRAIN DINAR				219.2538
	13.0811	13.2921	CHINESE YUAN				12.5801

D) USANCE RATE:	30 DAYS	60 DAYS	90 DAYS	120 DAYS	150 DAYS	180 DAYS
US Dollar	83.5988	83.1077	82.6165	82.1253	81.6342	81.1430
G. B. POUND	109.5454	108.8994	107.9767	107.6075	106.9616	106.3157
EURO	93.4079	92.8564	92.0687	91.7536	91.2021	90.6507

E) FORWARD RATE:		1 MONTH	2 MONTHS	3 MONTHS	6 MONTHS	1 YEAR
SELLING	US Dollar	86.0894	86.5287	86.9181	88.2861	0.0000
BUYING	US Dollar	85.0982	85.1964	85.4946	85.6893	0.0000


F) NFCD INTT RATE, EFFECT ON: 16.01.2020 To 31.01.2020	1 MONTH	3 MONTHS	6 MONTHS	12 MONTHS
US Dollar	1.41963	1.59263	1.61450	1.71313
G. B. POUND	0.43063	0.50775	0.55500	0.61463
EURO	0.00000	0.00000	0.00000	0.00000


G) LIBOR AS ON 24/01/2020, 60 DAYS 1.78038 90 DAYS 1.79538 180 DAYS 1.80525


H) INDICATIVE RATE OF 01 SDR, USD WITH NTL, CUR OF ACU MEMBERS AS IMF RATE 24/01/2020	IN.RS	N.RS	SL.RS	PK.RS	BD TK	USD
USD 1	71.3756	115.0130	182.9710	140.6296	84.5800	
SDR 1	98.2878	158.3787	251.9603	193.6540	116.4709	1.3771


IN CASE OF AUS. DOLLAR CASH RATE WILL BE USED FOR T.T ALSO

Rates mentioned in row C, D, E and F are applicable only for bank's own customers.

  
 Md. Nur Islam  
 PO  
 Prepared By

  
 Md. Mokhlesur Rahman  
 SPO  
 Checked By

  
 M.M. Awrangzeb  
 AGM  
 Authorised Signature

  
 Md. Tofazzal Hossain  
 DGM  
 Authorised Signature