

TEL. 9575997, 9567298, 9554725

JANATA BANK LIMITED

For Previous Rate Sheet Click

PABX-575,

TREASURY DEPARTMENT

<https://goo.gl/URA0t4>

Mail: fxdeal@janatabank-bd.com

HEAD OFFICE, DHAKA

Exchange Rate Circular - 41

INDICATIVE ONLY: Rates may vary in the

DATE: 26 Feb 2020

EFFECTIVE DATE: 26 Feb'2020

same day

Wednesday

A) CROSS RATE OF SYD, TOK, HKG & S.E. ASIAN MARKETS AS ON 26/02/2020

	GBP/USD	EUR/USD	USD/JPY	USD/C.DLR	USD/S.FRA	AUD/USD
SELLING	1.2996	1.0868	110.4800	1.3274	0.9774	0.6640
BUYING	1.2995	1.0864	110.5100	1.3278	0.9778	0.6640

B) JANATA BANK LTD'S CASH

CURRENCY & T.C TO PUBLIC TK PER UNIT OF FOREIGN CURREN

SELLING	CURRENCY	BUYING	SELLING	CURRENCY	BUYING
87.7000	US Dollar	86.6000	23.6000	Saudi Riyal	22.7000
112.5000	G. B. Pound	110.9000	24.0000	UAE. Dirham	23.0000
95.8000	Euro	93.9000	21.0000	MAL.Ringit	20.0000
59.5000	Aus. Dollar	57.5000	1.2600	Indian Rupee	1.1800

BE SAME AS SELLING T.T.& O.D AND BUYING O.D. TRANSFER

C)	SELLING		NAME OF CURRENCY	BUYING			
	T.T.& O.D.	B.C.		T.T.CLEAN	T.T.DOC	O.D.SIGHT EXP.BILLS	O.D. TRANSFER
	84.9500	84.9500	US Dollar	84.2000	84.1500	84.1000	83.9000
	111.3378	111.4768	G. B. POUND	110.0456	109.7287	109.5074	109.0662
	94.5083	94.6409	EURO	93.1833	92.8355	92.6169	91.7484
	0.7910	0.7964	JP.YEN	0.7700	0.7632	0.7619	0.7592
	66.0009	66.1447	CAN.DLR	65.8704	65.6971	65.5010	64.8948
	87.5588	87.7295	SWISS.FRANC	86.8844	86.6924	86.6095	86.5067
	222.1935	222.7579	OMANIAN RIYAL	219.1330	218.8992	218.2572	217.9352
	11.0000	11.3886	H.K.DLR	10.8787	10.8671	10.8354	10.8037
	64.1267	64.8875	SING.DLR	63.6078		63.3667	62.1245
	2.6887	2.6996	THI.BAHT	2.6596		2.6490	2.6412
	20.1935	20.2506	MAL.RINGIT	19.9859		19.9063	19.8481
	23.3010	23.3092	UAE.DIRHAM			22.9816	22.9143
	22.8086	22.8666	SAUDI RIYAL			22.4942	22.4300
	23.4978	23.9360	QATAR RIYAL				23.1125
	282.8104	283.1085	KUWAIT DINAR				274.0000
	224.0147	224.0943	BAHRAIN DINAR				219.2656
	12.9361	13.1471	CHINESE YUAN				11.5000

D) USANCE RATE:	30 DAYS	60 DAYS	90 DAYS	120 DAYS	150 DAYS	180 DAYS
US Dollar	83.5988	83.1077	82.6165	82.1253	81.6342	81.1430
G. B. POUND	108.8655	108.2235	107.3065	106.9397	106.2977	105.6558
EURO	92.0733	91.5298	90.7532	90.4426	89.8991	89.3555

E) FORWARD RATE:		1 MONTH	2 MONTHS	3 MONTHS	6 MONTHS	1 YEAR
SELLING	US Dollar	86.0894	86.5287	86.9181	88.2861	0.0000
BUYING	US Dollar	85.0982	85.1964	85.4946	85.6893	0.0000


F) NFCD INTT RATE, EFFECT ON: 16.02.2020 To 29.02.2020	1 MONTH	3 MONTHS	6 MONTHS	12 MONTHS
US Dollar	1.40013	1.45375	1.47538	1.56275
G. B. POUND	0.46000	0.50525	0.56438	0.64500
EURO	0.00000	0.00000	0.00000	0.00000

G) LIBOR AS ON 25/02/2020, 60 DAYS 1.63563 90 DAYS 1.63763 180 DAYS 1.62863


H) INDICATIVE RATE OF 01 SDR, USD WITH NTL, CUR OF ACU MEMBERS AS IMF RATE 22/02/2020	IN.RS	N.RS	SL.RS	PK.RS	BD TK	USD
USD 1	71.6541	116.2493	184.9378	142.1412	84.5800	
SDR 1	97.6219	158.3787	251.9603	193.6540	115.2322	1.3624


IN CASE OF AUS. DOLLAR CASH RATE WILL BE USED FOR T.T ALSO

Rates mentioned in row C, D, E and F are applicable only for bank's own customers.


 Md. Nur Islam
 PO
 Prepared By


 Md. Mokhlesur Rahman
 SPO
 Checked By


 M.M. Awrangzeb
 AGM
 Authorised Signature


 Md. Tofazzal Hossain
 DGM
 Authorised Signature