

TEL. 9554725, 55110031

PABX-575,

Mail: fxdeal@janatabank-bd.com

Exchange Rate Circular - 151

EFFECTIVE DATE: 26-28 August 20

JANATA BANK LIMITED

TREASURY DEPT.(FRONT OFFICE)

HEAD OFFICE, DHAKA

INDICATIVE ONLY: Rates may vary in the

same day

For Previous Rate Sheet Click

<https://goo.gl/URA0t4>

DATE : 26 Aug 2021

Thursday

A) CROSS RATE OF SYD, TOK, HKG & S.E ASIAN MARKETS AS ON 26/08/2021

	GBP/USD	EUR/USD	USD/JPY	USD/C.DLR	USD/S.FRA	AUD/USD
SELLING	1.3752	1.1764	109.9500	1.2515	0.9144	0.7317
BUYING	1.3751	1.1760	109.9700	1.2515	0.9149	0.7317

B) JANATA BANK LTD'S CASH

CURRENCY & T.C TO PUBLIC TK PER UNIT OF FOREIGN CURRENCY

SELLING	CURRENCY	BUYING	SELLING	CURRENCY	BUYING
87.0000	US Dollar	84.5000	23.5000	Saudi Riyal	20.7000
118.3000	G. B. Pound	112.8000	24.0000	UAE. Dirham	21.5000
104.2000	Euro	99.0000	20.8000	MAL.Ringit	18.0000
62.8628	Aus. Dollar	53.4128	1.2400	Indian Rupee	1.1500

BE SAME AS SELLING T.T.& O.D AND BUYING O.D. TRANSFER

SELLING		NAME OF CURRENCY	BUYING			
T.T.& O.D.	B.C.		T.T.CLEAN	T.T.DOC	O.D.SIGHT EXP.BILLS	O.D. TRANSFER
85.2300	85.2500	US Dollar	84.3000	84.2300	84.1800	84.0300
118.8971	119.0383	G. B. POUND	115.3035	115.1297	114.8898	114.4299
101.9763	102.2116	EURO	98.0778	97.4219	97.2812	97.0905
0.7959	0.8021	JP.YEN	0.7688	0.7619	0.7607	0.7103
69.8781	70.0561	CAN.DLR	68.4622	68.3848	68.1773	67.5242
94.3419	94.5042	SWISS.FRANC	92.8440	92.6456	92.5454	92.0074
223.0000	223.0002	OMANIAN RIYAL	219.1501	211.9164	211.2743	203.0454
11.2500	11.3975	H.K.DLR	10.8882	10.8766	10.8448	10.8131
63.6429	66.3555	SING.DLR	62.6136		61.3645	57.6400
2.6164	2.6209	THI.BAHT	2.5841		2.5739	2.5663
20.4625	20.4820	MAL.RINGIT	20.2146		20.1342	20.0753
23.3010	23.3092	UAE.DIRHAM			22.9816	22.9975
22.8195	22.8775	SAUDI RIYAL			22.5097	22.4400
20.5000	21.8563	QATAR RIYAL				20.2000
280.1420	287.4971	KUWAIT DINAR				251.0000
224.7528	225.0000	BAHRAIN DINAR				216.0355
13.5558	14.1561	CHINESE YUAN				12.5000

D) USANCE RATE:	30 DAYS	60 DAYS	90 DAYS	120 DAYS	150 DAYS	180 DAYS
US Dollar	83.6983	83.2065	82.7148	82.2230	81.7313	81.2395
G. B. POUND	114.2172	113.5446	112.5837	112.1994	111.5268	110.8542
EURO	96.7091	96.1370	95.3196	94.9927	94.4206	93.8485

E) FORWARD RATE:		1 MONTH	2 MONTHS	3 MONTHS	6 MONTHS	1 YEAR
SELLING	US Dollar	85.8076	86.0851	86.4127	87.5954	0.0000
BUYING	US Dollar	84.7054	85.1406	85.4161	86.6323	0.0000


F) NFCD INTT RATE, EFFECT ON: 16.08.2021 To 31.08.2021	1 MONTH	3 MONTHS	6 MONTHS	12 MONTHS
US Dollar	0.09252	0.12394	0.15624	0.23815
G. B. POUND	0.05300	0.06958	0.09551	0.21297
EURO	0.00000	0.00000	0.00000	0.00000


G) LIBOR AS ON 25/08/2021 , 60 DAYS 0.10225 90 DAYS 0.12375 180 DAYS 0.15800


H) INDICATIVE RATE OF 01 SDR ,USD WITH NTL, CUR OF ACU MEMBERS AS IMF RATE 20/08/2021	IN.RS	N.RS	SL.RS	PK.RS	BD TK	USD
USD 1	74.5137	111.8318	177.9101	136.7398	84.7700	
SDR 1	105.5280	158.3787	251.9603	193.6540	120.0531	1.4162

IN CASE OF AUS. DOLLAR CASH RATE WILL BE USED FOR T.T ALSO

Rates mentioned in row C, D, E and F are applicable only for bank's own customers.


Md. Nur Islam
PO
Prepared By


Syeda Hasinatul Jannat
SPO
Checked By


Shipra biswas
AGM
Authorized Signature


Md. Yakut Mia
DGM
Authorized Signature