

TEL. 9575997, 9567298, 9554725

JANATA BANK LIMITED

For Previous Rate Sheet Click

PABX-575,

TREASURY DEPARTMENT

<https://goo.gl/URA0t4>

Mail: fxdeal@janatabank-bd.com

HEAD OFFICE, DHAKA

Exchange Rate Circular - 237

**INDICATIVE ONLY: Rates may vary in the**

DATE : 26 Dec 2019

EFFECTIVE DATE: 26-28 Dec'19

same day

Thursday

A) CROSS RATE OF SYD.TOK.HKG. &amp; S.E. ASIAN MARKETS AS ON 26/12/2019

	GBP/USD	EUR/USD	USD/JPY	USD/C.DLR	USD/S.FRA	AUD/USD
SELLING	1.2989	1.1094	109.5400	1.3151	0.9807	0.6959
BUYING	1.2987	1.1093	109.5700	1.3153	0.9815	0.6959

B) JANATA BANK LTD'S CASH

CURRENCY &amp; T.C TO PUBLIC TK PER UNIT OF FOREIGN CURREN

SELLING	CURRENCY	BUYING	SELLING	CURRENCY	BUYING
87.2000	US Dollar	86.2000	23.3000	Saudi Riyal	21.9000
112.7000	G. B. Pound	108.9000	23.5000	UAE. Dirham	22.5000
96.1000	Euro	93.7000	20.5000	MAL.Ringit	19.4000
59.1000	Aus. Dollar	57.1000	1.2500	Indian Rupee	1.1800

BE SAME AS SELLING T.T.&amp; O.D AND BUYING O.D. TRANSFER

C) SELLING		NAME OF CURRENCY	BUYING			
T.T.& O.D.	B.C.		T.T.CLEAN	T.T.DOC	O.D.SIGHT EXP.BILLS	O.D. TRANSFER
84.9000	84.9500	US Dollar	84.2000	84.1500	84.1000	83.9000
111.2780	111.4170	G. B. POUND	109.9778	109.6609	109.4399	108.9989
96.1925	96.3257	EURO	95.1243	94.7744	94.5502	93.6760
0.7977	0.8030	JP.YEN	0.7766	0.7697	0.7685	0.7657
66.6039	66.7479	CAN.DLR	66.4771	66.3031	66.1052	65.4973
87.1742	87.4348	SWISS.FRANC	86.5576	86.3659	86.2841	86.2122
219.0609	219.2252	OMANIAN RIYAL	218.1501	217.9164	217.2743	215.9522
11.0000	11.3924	H.K.DLR	10.8822	10.8706	10.8389	10.8071
64.3960	65.8681	SING.DLR	64.5535		64.3046	62.6622
2.8385	2.8495	THI.BAHT	2.8094		2.7982	2.7900
20.7015	20.7588	MAL.RINGIT	20.4883		20.4068	20.3470
23.3010	23.3092	UAE.DIRHAM			22.9816	22.9143
22.8061	22.8641	SAUDI RIYAL			22.4918	22.4300
22.9777	23.6295	QATAR RIYAL				22.2013
280.8841	281.1829	KUWAIT DINAR				273.0000
224.0147	224.0943	BAHRAIN DINAR				219.2597
12.2360	13.1903	CHINESE YUAN				12.0344

D) USANCE RATE:	30 DAYS	60 DAYS	90 DAYS	120 DAYS	150 DAYS	180 DAYS
US Dollar	83.5988	83.1077	82.6165	82.1253	81.6342	81.1430
G. B. POUND	108.7984	108.1568	107.2403	106.8738	106.2322	105.5907
EURO	93.9953	93.4404	92.6477	92.3306	91.7757	91.2208

E) FORWARD RATE:		1 MONTH	2 MONTHS	3 MONTHS	6 MONTHS	1 YEAR
SELLING	US Dollar	85.5391	85.9783	86.3674	87.7348	0.0000
BUYING	US Dollar	84.8982	85.0964	85.2946	85.9893	0.0000


F) NFCD INTT RATE, EFFECT ON: 16.12.19 To 31.12.19	1 MONTH	3 MONTHS	6 MONTHS	12 MONTHS
US Dollar	1.48738	1.64963	1.65288	1.71388
G. B. POUND	0.46963	0.54963	0.63188	0.73663
EURO	0.00000	0.00000	0.00000	0.00000

G) LIBOR AS ON 24/12/2019, 60 DAYS 1.85300 90 DAYS 1.96050 180 DAYS 1.92125


H) INDICATIVE RATE OF 01 SDR, USD WITH NTL, CUR OF ACU MEMBERS AS IMF RATE 20/12/2019	IN.RS	N.RS	SL.RS	PK.RS	BD TK	USD
USD 1	71.1570	114.9605	182.8874	140.5653	84.5550	
SDR 1	98.0315	158.3787	251.9603	193.6540	116.4897	1.3777


IN CASE OF AUS. DOLLAR CASH RATE WILL BE USED FOR T.T ALSO

Rates mentioned in row C, D, E and F are applicable only for bank's own customers.

  
Md. Nur Islam  
PO  
Prepared By

  
Syeda Hasinatul Jannat  
SPO  
Checked By

  
M.M. Awrangzeb  
AGM  
Authorised Signature

  
Md. Tofazzal Hossain  
DGM  
Authorised Signature