

TEL. 9575997, 9567298, 9554725

JANATA BANK LIMITED

For Previous Rate Sheet Click

PABX-575,

TREASURY DEPARTMENT

<https://goo.gl/URA0t4>

Mail: fxdeal@janatabank-bd.com

HEAD OFFICE, DHAKA

Exchange Rate Circular - 19

INDICATIVE ONLY: Rates may vary in the

DATE: 27 Jan 2020

EFFECTIVE DATE: 27 Jan'2020

same day

Monday

A) CROSS RATE OF SYD, TOK, HKG & S.E. ASIAN MARKETS AS ON 27/01/2020

	GBP/USD	EUR/USD	USD/JPY	USD/C.DLR	USD/S.FRA	AUD/USD
SELLING	1.3058	1.1029	109.0100	1.3160	0.9709	0.6842
BUYING	1.3057	1.1028	109.0400	1.3161	0.9711	0.6842

B) JANATA BANK LTD'S CASH

CURRENCY & T.C TO PUBLIC TK PER UNIT OF FOREIGN CURREN

SELLING	CURRENCY	BUYING	SELLING	CURRENCY	BUYING
88.0000	US Dollar	87.0000	23.6000	Saudi Riyal	22.7000
113.1000	G. B. Pound	110.0000	23.7000	UAE. Dirham	23.0000
95.7000	Euro	93.2000	20.7000	MAL.Ringit	19.4000
60.2000	Aus. Dollar	58.2000	1.2600	Indian Rupee	1.2000

BE SAME AS SELLING T.T.& O.D AND BUYING O.D. TRANSFER

C)	SELLING		NAME OF CURRENCY	BUYING			
	T.T.& O.D.	B.C.		T.T.CLEAN	T.T.DOC	O.D.SIGHT EXP.BILLS	O.D. TRANSFER
	84.9500	84.9500	US Dollar	84.2000	84.1500	84.1000	83.9000
	111.8676	112.0067	G. B. POUND	110.5711	110.2536	110.0308	109.5881
	95.8862	96.0193	EURO	94.5733	94.2241	94.0015	93.1289
	0.8015	0.8068	JP.YEN	0.7803	0.7735	0.7722	0.7695
	66.5594	66.7034	CAN.DLR	66.4379	66.2640	66.0662	65.4584
	88.1450	88.3159	SWISS.FRANC	87.4825	87.2898	87.2052	87.1007
	222.1935	222.7579	OMANIAN RIYAL	219.1273	218.8935	218.2515	217.9295
	11.0000	11.4111	H.K.DLR	10.9016	10.8900	10.8582	10.8264
	64.4053	65.8775	SING.DLR	64.5766		64.3276	62.6851
	2.7903	2.8013	THI.BAHT	2.7627		2.7517	2.7437
	21.0555	21.1129	MAL.RINGIT	20.8435		20.7606	20.6998
	23.3010	23.3092	UAE.DIRHAM			22.9816	22.9143
	22.8086	22.8666	SAUDI RIYAL			22.4983	22.4300
	23.4874	23.9392	QATAR RIYAL				22.7013
	284.9769	285.2758	KUWAIT DINAR				277.0000
	224.0027	224.0822	BAHRAIN DINAR				219.2478
	13.0811	13.2921	CHINESE YUAN				12.5801

D) USANCE RATE:	30 DAYS	60 DAYS	90 DAYS	120 DAYS	150 DAYS	180 DAYS
US Dollar	83.5988	83.1077	82.6165	82.1253	81.6342	81.1430
G. B. POUND	109.3858	108.7408	107.8194	107.4508	106.8058	106.1608
EURO	93.4498	92.8981	92.1100	91.7948	91.2431	90.6914

E) FORWARD RATE:		1 MONTH	2 MONTHS	3 MONTHS	6 MONTHS	1 YEAR
SELLING	US Dollar	86.0894	86.5287	86.9181	88.2861	0.0000
BUYING	US Dollar	85.0982	85.1964	85.4946	85.6893	0.0000


F) NFCD INTT RATE, EFFECT ON: 16.01.2020 To 31.01.2020	1 MONTH	3 MONTHS	6 MONTHS	12 MONTHS
US Dollar	1.41963	1.59263	1.61450	1.71313
G. B. POUND	0.43063	0.50775	0.55500	0.61463
EURO	0.00000	0.00000	0.00000	0.00000

G) LIBOR AS ON 24/01/2020, 60 DAYS 1.78038 90 DAYS 1.79538 180 DAYS 1.80525


H) INDICATIVE RATE OF 01 SDR, USD WITH NTL, CUR OF ACU MEMBERS AS IMF RATE 24/01/2020	IN.RS	N.RS	SL.RS	PK.RS	BD TK	USD
USD 1	71.3756	115.0130	182.9710	140.6296	84.5800	
SDR 1	98.2878	158.3787	251.9603	193.6540	116.4709	1.3771


IN CASE OF AUS. DOLLAR CASH RATE WILL BE USED FOR T.T ALSO

Rates mentioned in row C, D, E and F are applicable only for bank's own customers.


 Md. Nur Islam
 PO
 Prepared By


 Md. Mokhlesur Rahman
 SPO
 Checked By


 M.M. Awrangzeb
 AGM
 Authorised Signature


 Md. Tofazzal Hossain
 DGM
 Authorised Signature