

TEL. 9575997, 9567298, 9554725

JANATA BANK LIMITED

For Previous Rate Sheet Click

PABX-575,

TREASURY DEPARTMENT

<https://goo.gl/URA0t4>

Mail: fxdeal@janatabank-bd.com

HEAD OFFICE, DHAKA

Exchange Rate Circular - 99

INDICATIVE ONLY: Rates may vary in the

DATE: 28 May 2019

EFFECTIVE DATE: 28 May '19

same day

Tuesday

A) CROSS RATE OF SYD, TOK, HKG & S.E. ASIAN MARKETS AS ON 28/05/2019

	GBP/USD	EUR/USD	USD/JPY	USD/C.DLR	USD/S.FRA	AUD/USD
SELLING	1.2674	1.1185	109.4700	1.3436	1.0042	0.6962
BUYING	1.2673	1.1180	109.4800	1.3440	1.0048	0.6962

B) JANATA BANK LTD'S CASH

CURRENCY & T.C TO PUBLIC TK PER UNIT OF FOREIGN CURREN

SELLING	CURRENCY	BUYING	SELLING	CURRENCY	BUYING
85.5000	US Dollar	84.5000	23.0000	Saudi Riyal	22.2000
108.5500	G. B. Pound	104.5000	23.5000	UAE. Dirham	22.5000
96.8000	Euro	93.4000	21.3000	MAL. Ringit	20.2000
58.8000	Aus. Dollar	56.8000	1.2800	Indian Rupee	1.2000

BE SAME AS SELLING T.T.& O.D AND BUYING O.D. TRANSFER

C)	SELLING		NAME OF CURRENCY	BUYING			
	T.T.& O.D.	B.C.		T.T.CLEAN	T.T.DOC	O.D.SIGHT EXP.BILLS	O.D. TRANSFER
	84.4500	84.5000	US Dollar	83.7500	83.7000	83.6500	83.5300
	107.6910	107.8790	G. B. POUND	105.8970	105.5829	105.3738	104.9446
	95.9455	96.2644	EURO	93.9895	93.1289	93.0362	92.7634
	0.7960	0.7992	JP. YEN	0.7670	0.7602	0.7589	0.7562
	63.3437	63.5173	CAN. DLR	62.7676	62.5952	62.4037	62.2622
	84.4640	84.6439	SWISS. FRANC	83.3404	83.1509	82.9081	82.6653
	217.9434	218.1078	OMANIAN RIYAL	215.1340	214.9003	214.2671	212.9537
	11.0000	11.2479	H.K. DLR	10.6564	10.6449	10.6139	10.5828
	62.9948	64.4666	SING. DLR	62.7143		62.4719	60.5348
	2.6756	2.6865	THI. BAHT	2.6277		2.6172	2.6096
	20.3126	20.3698	MAL. RINGIT	19.9380		19.8584	19.8003
	23.1731	23.1812	UAE. DIRHAM			22.6776	22.6112
	22.6990	22.7570	SAUDI RIYAL			22.2126	22.1500
	23.2787	23.3869	QATAR RIYAL				22.1767
	278.5992	278.8978	KUWAIT DINAR				269.0000
	222.7679	222.8475	BAHRAIN DINAR				216.3180
	12.9667	13.2811	CHINESE YUAN				12.3732

D) USANCE RATE:	30 DAYS	60 DAYS	90 DAYS	120 DAYS	150 DAYS	180 DAYS
US Dollar	83.1515	82.6629	82.1744	81.6858	81.1973	80.7088
G. B. POUND	104.7561	104.1383	103.2559	102.9029	102.2851	101.6674
EURO	92.4879	91.9397	91.1564	90.8431	90.2948	89.7466

E) FORWARD RATE:		1 MONTH	2 MONTHS	3 MONTHS	6 MONTHS	1 YEAR
SELLING	US Dollar	84.9771	85.4241	85.9112	87.2724	0.0000
BUYING	US Dollar	84.0466	84.3432	84.6398	85.5297	0.0000


F) NFCD INTT RATE, EFFECT ON: 16.05.19 To 31.05.19	1 MONTH	3 MONTHS	6 MONTHS	12 MONTHS
US Dollar	2.18763	2.27450	2.30088	2.38925
G. B. POUND	0.48113	0.55463	0.65950	0.80450
EURO	0.00000	0.00000	0.00000	0.00000


G) LIBOR AS ON 24/05/2019, 60 DAYS 2.48663 90 DAYS 2.52488 180 DAYS 2.54863

H) INDICATIVE RATE OF 01 SDR, USD WITH NTL, CUR OF ACU MEMBERS AS IMF RATE 24/05/2019	IN.RS	N.RS	SL.RS	PK.RS	BD TK	USD
USD 1	69.6097	114.7824	182.6042	140.3476	84.1050	
SDR 1	96.0486	158.3787	251.9603	193.6540	116.0495	1.3798


IN CASE OF AUS. DOLLAR CASH RATE WILL BE USED FOR T.T ALSO

Rates mentioned in row C, D, E and F are applicable only for bank's own customers.


 Md. Nur Islam
 PO
 Prepared by


 Syeda Hasinatul Jannat
 SPO
 Checked By


 M.M. Awrangzeb
 AGM
 Checked By


 Md. Tofazzal Hossain
 DGM
 Authorised Signature