

TEL. 9575997, 9567298, 9554725

JANATA BANK LIMITED

PABX-575,

TREASURY DEPARTMENT

Mail: fxdeal@janatabank-bd.com

HEAD OFFICE, DHAKA

Exchange Rate Circular - 80

INDICATIVE ONLY

EFFECTIVE DATE: 30 Apr-01 May '19

DATE: 30 Apr 2019

Tuesday

For Previous Rate Sheet Click

<https://goo.gl/URA0t4>

A) CROSS RATE OF SYD, TOK, HKG & S.E. ASIAN MARKETS AS ON 30/04/2019

	GBP/USD	EUR/USD	USD/JPY	USD/C.DLR	USD/S.FRA	AUD/USD
SELLING	1.2943	1.1191	111.5700	1.3455	1.0188	0.7088
BUYING	1.2942	1.1190	111.5800	1.3459	1.0196	0.7088

B) JANATA BANK LTD'S CASH

CURRENCY & T.C TO PUBLIC TK PER UNIT OF FOREIGN CURREN

SELLING	CURRENCY	BUYING	SELLING	CURRENCY	BUYING
85.4000	US Dollar	84.5000	23.2000	Saudi Riyal	22.6000
110.7500	G. B. Pound	106.8000	23.5000	UAE. Dirham	22.5000
96.9000	Euro	93.5000	21.3000	MAL.Ringit	20.2000
59.8500	Aus. Dollar	57.8500	1.2800	Indian Rupee	1.2000

BE SAME AS SELLING T.T.& O.D AND BUYING O.D. TRANSFER

C)	SELLING		NAME OF CURRENCY	BUYING			
	T.T.& O.D.	B.C.		T.T.CLEAN	T.T.DOC	O.D.SIGHT EXP.BILLS	O.D. TRANSFER
	84.4300	84.4800	US Dollar	83.7300	83.6800	83.6300	83.5100
	109.9508	110.1396	G. B. POUND	108.1210	107.8045	107.5889	107.1532
	95.9742	96.2931	EURO	94.0508	93.1901	93.0971	92.8242
	0.7812	0.7844	JP.YEN	0.7524	0.7456	0.7444	0.7417
	63.2394	63.4129	CAN.DLR	62.6649	62.4926	62.3013	62.1601
	83.2298	83.4093	SWISS.FRANC	82.1126	81.9243	81.6851	81.4459
	217.8915	218.0558	OMANIAN RIYAL	215.0820	214.8484	214.2152	212.9020
	11.0000	11.2513	H.K.DLR	10.6598	10.6484	10.6173	10.5862
	63.6743	65.1463	SING.DLR	63.3905		63.1454	61.2063
	2.6657	2.6767	THI.BAHT	2.6180		2.6076	2.5999
	20.5880	20.6452	MAL.RINGIT	20.2176		20.1369	20.0779
	23.1676	23.1758	UAE.DIRHAM			22.6721	22.6057
	22.6901	22.7481	SAUDI RIYAL			22.2079	22.1400
	23.2764	23.3846	QATAR RIYAL				22.1744
	278.8277	279.1263	KUWAIT DINAR				269.0000
	222.7329	222.8124	BAHRAIN DINAR				216.2711
	13.2688	13.5832	CHINESE YUAN				12.6724

D) USANCE RATE:	30 DAYS	60 DAYS	90 DAYS	120 DAYS	150 DAYS	180 DAYS
US Dollar	83.1316	82.6432	82.1547	81.6663	81.1779	80.6895
G. B. POUND	106.9582	106.3275	105.4265	105.0661	104.4354	103.8047
EURO	92.5485	91.9998	91.2161	90.9026	90.3540	89.8053

E) FORWARD RATE:		1 MONTH	2 MONTHS	3 MONTHS	6 MONTHS	1 YEAR
SELLING	US Dollar	84.9570	85.4039	85.8909	87.2518	0.0000
BUYING	US Dollar	84.0265	84.3231	84.6196	85.5093	0.0000


F) NFCD INTT RATE, EFFECT ON: 16.04.19 To 30.04.19	1 MONTH	3 MONTHS	6 MONTHS	12 MONTHS
US Dollar	2.22738	2.35100	2.38775	2.49838
G. B. POUND	0.48025	0.57888	0.69163	0.84363
EURO	0.00000	0.00000	0.00000	0.00000

G) LIBOR AS ON 29/04/2019, 60 DAYS 2.53013 90 DAYS 2.57900 180 DAYS 2.61200


H) INDICATIVE RATE OF 01 SDR, USD WITH NTL, CUR OF ACU MEMBERS AS IMF RATE 26/04/2019	IN.RS	N.RS	SL.RS	PK.RS	BD TK	USD
USD 1	70.1443	114.6353	182.3701	140.1677	84.0850	
SDR 1	96.9105	158.3787	251.9603	193.6540	116.1708	1.3816

IN CASE OF AUS. DOLLAR CASH RATE WILL BE USED FOR T.T ALSO


Rates mentioned in row C, D, E and F are applicable only for bank's own customers.




Md. Nur Islam
PO
Prepared by



Md. Mokhlesur Rahman
SPO
Checked By



M.M. Awrangzeb
AGM
Authorised Signature



Md. Tofazzal Hossain
DGM
Authorised Signature