

TEL. 9554725, 55110031

PABX-575,

Mail: fxdeal@janatabank-bd.com

Exchange Rate Circular - 097



JANATA BANK LIMITED

TREASURY DEPT.(FRONT OFFICE)

HEAD OFFICE, DHAKA

INDICATIVE ONLY: Rates may vary in the

For Previous Rate Sheet Click

<https://goo.gl/URA0t4>

DATE : 30 May 2021

Sunday

EFFECTIVE DATE: 30 May 2021

same day

A) CROSS RATE OF N.Y CLOSING & S.E. ASIAN MARKETS AS ON 28/05/2021

	GBP/USD	EUR/USD	USD/JPY	USD/C.DLR	USD/S.FRA	AUD/USD
SELLING	1.4191	1.2193	109.8100	1.2073	0.8997	0.7715
BUYING	1.4187	1.2189	109.8400	1.2077	0.9001	0.7713

B) JANATA BANK LTD'S CASH

CURRENCY & T.C TO PUBLIC TK PER UNIT OF FOREIGN CURRENCY

SELLING	CURRENCY	BUYING	SELLING	CURRENCY	BUYING
86.8000	US Dollar	84.1000	23.5000	Saudi Riyal	22.2000
119.9000	G. B. Pound	114.9000	24.0000	UAE. Dirham	23.0000
105.0000	Euro	101.0000	20.8000	MAL.Ringit	18.0000
66.0389	Aus. Dollar	56.5889	1.2400	Indian Rupee	1.1500

BE SAME AS SELLING T.T.& O.D AND BUYING O.D. TRANSFER

C) SELLING		NAME OF CURRENCY	BUYING			
T.T.& O.D.	B.C.		T.T.CLEAN	T.T.DOC	O.D.SIGHT EXP.BILLS	O.D. TRANSFER
84.9500	84.9500	US Dollar	84.2000	84.1500	84.1000	83.9000
122.6479	122.7905	G. B. POUND	118.9990	118.8213	118.5706	118.0999
105.6477	105.8843	EURO	101.7140	101.0543	100.9030	100.7016
0.7968	0.8031	JP.YEN	0.7697	0.7628	0.7616	0.7112
72.3816	72.5605	CAN.DLR	70.9185	70.8385	70.6238	69.9635
95.8711	96.0339	SWISS.FRANC	94.3673	94.1673	94.0627	93.5203
223.1561	222.9370	OMANIAN RIYAL	218.9901	211.7565	211.1150	206.8412
11.2500	11.4301	H.K.DLR	10.9204	10.9088	10.8770	10.8451
65.4423	67.8335	SING.DLR	64.0665		62.8116	59.1970
2.7442	2.7486	THI.BAHT	2.7097		2.6989	2.6910
20.7492	20.7688	MAL.RINGIT	20.4982		20.4166	20.3569
23.3023	23.3105	UAE.DIRHAM			22.9803	22.9962
22.8219	22.8799	SAUDI RIYAL			22.5085	22.4400
20.5000	21.6228	QATAR RIYAL				19.0000
284.1983	287.4402	KUWAIT DINAR				257.0000
225.0181	224.3596	BAHRAIN DINAR				215.8107
13.7946	14.3950	CHINESE YUAN				12.5000

D) USANCE RATE:	30 DAYS	60 DAYS	90 DAYS	120 DAYS	150 DAYS	180 DAYS
US Dollar	83.5988	83.1077	82.6165	82.1253	81.6342	81.1430
G. B. POUND	117.8764	117.1823	116.1906	115.7940	115.0998	114.4056
EURO	100.3097	99.7163	98.8687	98.5297	97.9363	97.3430

E) FORWARD RATE:		1 MONTH	2 MONTHS	3 MONTHS	6 MONTHS	1 YEAR
SELLING	US Dollar	85.5270	85.8040	86.1309	87.3119	0.0000
BUYING	US Dollar	84.6053	85.0604	85.3158	86.5315	0.0000


F) NFCD INTT RATE, EFFECT ON: 16.05.2021 To 31.05.2021	1 MONTH	3 MONTHS	6 MONTHS	12 MONTHS
US Dollar	0.09726	0.15474	0.18716	0.26522
G. B. POUND	0.05162	0.08304	0.10474	0.16921
EURO	0.00000	0.00000	0.00000	0.00000


G) LIBOR AS ON 28/05/2021, 60 DAYS 0.11725 90 DAYS 0.13138 180 DAYS 0.17100


H) INDICATIVE RATE OF 01 SDR, USD WITH NTL, CUR OF ACU MEMBERS AS IMF RATE 27/05/2021	IN.RS	N.RS	SL.RS	PK.RS	BD TK	USD
USD 1	72.6404	109.6299	174.4071	134.0475	84.5800	
SDR 1	104.9412	158.3787	251.9603	193.6540	122.1899	1.4447

IN CASE OF AUS. DOLLAR CASH RATE WILL BE USED FOR T.T ALSO

Rates mentioned in row C, D, E and F are applicable only for bank's own customers.


Md. Nur Islam
PO
Prepared By


Syeda Hasinatul Jannat
SPO
Checked By


Shipra Biswas
AGM
Authorized Signature


Md. Yakut Mia
DGM
Authorized Signature