

TEL. 9554725, 55110031

PABX-575,

Mail: fxdeal@janatabank-bd.com

Exchange Rate Circular - 098



JANATA BANK LIMITED

TREASURY DEPT.(FRONT OFFICE)

HEAD OFFICE, DHAKA

INDICATIVE ONLY: Rates may vary in the

For Previous Rate Sheet Click

<https://goo.gl/URA0t4>

DATE : 31 May 2021

Monday

EFFECTIVE DATE: 31 May 2021

same day

A) CROSS RATE OF SYD, TOK, HKG & S.E. ASIAN MARKETS AS ON 31/05/2021

	GBP/USD	EUR/USD	USD/JPY	USD/C.DLR	USD/S.FRA	AUD/USD
SELLING	1.4196	1.2201	109.6700	1.1981	0.8987	0.7789
BUYING	1.4194	1.2197	109.6900	1.1981	0.8991	0.7789

B) JANATA BANK LTD'S CASH

CURRENCY & T.C TO PUBLIC TK PER UNIT OF FOREIGN CURRENCY

SELLING	CURRENCY	BUYING	SELLING	CURRENCY	BUYING
86.8000	US Dollar	84.2000	23.5000	Saudi Riyal	22.2000
119.0000	G. B. Pound	113.5000	24.0000	UAE. Dirham	23.0000
104.0000	Euro	100.0000	20.8000	MAL.Ringit	18.0000
66.6676	Aus. Dollar	57.2176	1.2400	Indian Rupee	1.1500

BE SAME AS SELLING T.T.& O.D AND BUYING O.D. TRANSFER

C) SELLING		NAME OF CURRENCY	BUYING			
T.T.& O.D.	B.C.		T.T.CLEAN	T.T.DOC	O.D.SIGHT EXP.BILLS	O.D. TRANSFER
84.9500	84.9500	US Dollar	84.2000	84.1500	84.1000	83.9000
122.6906	122.8332	G. B. POUND	119.0583	118.8806	118.6297	118.1588
105.7162	105.9528	EURO	101.7818	101.1220	100.9705	100.7690
0.7978	0.8041	JP.YEN	0.7707	0.7639	0.7626	0.7123
72.9260	73.1050	CAN.DLR	71.4808	71.4002	71.1839	70.5220
95.9769	96.1398	SWISS.FRANC	94.4720	94.2719	94.1670	93.6243
223.0000	222.7810	OMANIAN RIYAL	219.1501	211.9164	211.2743	207.0000
11.2500	11.4307	H.K.DLR	10.9210	10.9094	10.8775	10.8457
65.4374	67.8286	SING.DLR	64.0617		62.8068	59.1920
2.7468	2.7513	THI.BAHT	2.7123		2.7015	2.6936
20.7192	20.7387	MAL.RINGIT	20.4660		20.3846	20.3249
23.3010	23.3092	UAE.DIRHAM			22.9816	22.9975
22.8152	22.8732	SAUDI RIYAL			22.5055	22.4400
20.5000	21.8492	QATAR RIYAL				19.0000
284.1983	287.4402	KUWAIT DINAR				257.0000
224.7528	224.0943	BAHRAIN DINAR				216.0355
13.8052	14.4056	CHINESE YUAN				12.5000

D) USANCE RATE:	30 DAYS	60 DAYS	90 DAYS	120 DAYS	150 DAYS	180 DAYS
US Dollar	83.5988	83.1077	82.6165	82.1253	81.6342	81.1430
G. B. POUND	117.9352	117.2407	116.2485	115.8517	115.1572	114.4627
EURO	100.3768	99.7830	98.9349	98.5956	98.0019	97.4081

E) FORWARD RATE:		1 MONTH	2 MONTHS	3 MONTHS	6 MONTHS	1 YEAR
SELLING	US Dollar	85.5270	85.8040	86.1309	87.3119	0.0000
BUYING	US Dollar	84.6053	85.0604	85.3158	86.5315	0.0000


F) NFCD INTT RATE, EFFECT ON: 16.05.2021 To 31.05.2021	1 MONTH	3 MONTHS	6 MONTHS	12 MONTHS
US Dollar	0.09726	0.15474	0.18716	0.26522
G. B. POUND	0.05162	0.08304	0.10474	0.16921
EURO	0.00000	0.00000	0.00000	0.00000


G) LIBOR AS ON 28/05/2021, 60 DAYS 0.11725 90 DAYS 0.13138 180 DAYS 0.17100


H) INDICATIVE RATE OF 01 SDR, USD WITH NTL, CUR OF ACU MEMBERS AS IMF RATE 27/05/2021	IN.RS	N.RS	SL.RS	PK.RS	BD TK	USD
USD 1	72.6404	109.6299	174.4071	134.0475	84.5800	
SDR 1	104.9412	158.3787	251.9603	193.6540	122.1899	1.4447

IN CASE OF AUS. DOLLAR CASH RATE WILL BE USED FOR T.T ALSO

Rates mentioned in row C, D, E and F are applicable only for bank's own customers.


Md. Nur Islam
PO
Prepared By


Syeda Hasinatul Jannat
SPO
Checked By


Shipra Biswas
AGM
Authorized Signature


Md. Yakut Mia
DGM
Authorized Signature