

TEL. 9575997, 9567298, 9554725

JANATA BANK LIMITED

For Previous Rate Sheet Click

PABX-575,

TREASURY DEPARTMENT

<https://goo.gl/URA0t4>

Mail: fxdeal@janatabank-bd.com

HEAD OFFICE, DHAKA

INDICATIVE ONLY: Rates may vary in the

DATE : 31 Jul 2019

Exchange Rate Circular - 141

EFFECTIVE DATE: 31 July '19

same day

Wednesday

A) CROSS RATE OF SYD, TOK, HKG & S.E. ASIAN MARKETS AS ON 31/07/2019

	GBP/USD	EUR/USD	USD/JPY	USD/C.DLR	USD/S.FRA	AUD/USD
SELLING	1.2155	1.1155	108.5500	1.3137	0.9903	0.6922
BUYING	1.2154	1.1154	108.5800	1.3138	0.9908	0.6922

B) JANATA BANK LTD'S CASH

CURRENCY & T.C TO PUBLIC TK PER UNIT OF FOREIGN CURREN

SELLING	CURRENCY	BUYING	SELLING	CURRENCY	BUYING
85.5000	US Dollar	84.5000	22.8000	Saudi Riyal	21.7500
104.3000	G. B. Pound	100.2000	23.2000	UAE. Dirham	22.2000
96.0000	Euro	93.1000	21.0000	MAL.Ringit	20.0000
58.4500	Aus. Dollar	56.4500	1.2800	Indian Rupee	1.2200

BE SAME AS SELLING T.T.& O.D AND BUYING O.D. TRANSFER

C)	SELLING		NAME OF CURRENCY	BUYING			
	T.T.& O.D.	B.C.		T.T.CLEAN	T.T.DOC	O.D.SIGHT EXP.BILLS	O.D. TRANSFER
	84.4500	84.5000	US Dollar	83.7500	83.7000	83.6500	83.5300
	103.5810	103.6175	G. B. POUND	101.5561	101.2467	101.0502	100.6337
	96.0902	96.1737	EURO	93.8921	93.2117	93.1196	92.5475
	0.8005	0.8058	JP.YEN	0.7733	0.7665	0.7652	0.7625
	64.8155	64.9595	CAN.DLR	64.1982	64.0242	63.8285	63.6828
	85.6537	85.8339	SWISS.FRANC	84.5166	84.3258	84.0796	83.8334
	217.8343	217.9986	OMANIAN RIYAL	215.2355	215.0017	214.3682	213.0545
	11.0000	11.2800	H.K.DLR	10.6881	10.6766	10.6455	10.6143
	63.3377	64.8096	SING.DLR	63.0511		62.8074	60.8693
	2.7651	2.7761	THI.BAHT	2.7165		2.7056	2.6977
	20.6227	20.6800	MAL.RINGIT	20.2518		20.1710	20.1119
	23.1731	23.1812	UAE.DIRHAM			22.6776	22.6112
	22.6912	22.7492	SAUDI RIYAL			22.2096	22.1400
	23.2819	23.3901	QATAR RIYAL				22.1767
	278.5074	278.8059	KUWAIT DINAR				269.0000
	222.7679	222.8475	BAHRAIN DINAR				216.3180
	13.0004	13.3148	CHINESE YUAN				12.4125

D) USANCE RATE:	30 DAYS	60 DAYS	90 DAYS	120 DAYS	150 DAYS	180 DAYS
US Dollar	83.1515	82.6629	82.1744	81.6858	81.1973	80.7088
G. B. POUND	100.4578	99.8654	99.0191	98.6806	98.0881	97.4957
EURO	92.5719	92.0242	91.2418	90.9288	90.3811	89.8334

E) FORWARD RATE:		1 MONTH	2 MONTHS	3 MONTHS	6 MONTHS	1 YEAR
SELLING	US Dollar	84.9771	85.4241	85.9112	87.2724	0.0000
BUYING	US Dollar	84.0466	84.3432	84.6398	85.5297	0.0000


F) NFCD INTT RATE, EFFECT ON: 16.07.19 To 31.07.19	1 MONTH	3 MONTHS	6 MONTHS	12 MONTHS
US Dollar	2.08200	2.07225	1.97925	1.98113
G. B. POUND	0.47100	0.51750	0.56588	0.65338
EURO	0.00000	0.00000	0.00000	0.00000


G) LIBOR AS ON 30/07/2019, 60 DAYS 2.25250 90 DAYS 2.25313 180 DAYS 2.19163


H) INDICATIVE RATE OF 01 SDR, USD WITH NTL, CUR OF ACU MEMBERS AS IMF RATE 26/07/2019	IN.RS	N.RS	SL.RS	PK.RS	BD TK	USD
USD 1	69.0609	114.9975	182.9463	140.6106	84.1050	
SDR 1	95.1131	158.3787	251.9603	193.6540	115.8324	1.3772


IN CASE OF AUS. DOLLAR CASH RATE WILL BE USED FOR T.T ALSO

Rates mentioned in row C, D, E and F are applicable only for bank's own customers.


Md. Nur Islam
PO
Prepared By


Md. Mokhlesur Rahman
SPO
Checked By


M.M. Awrangeb
AGM
Authorized Signature


Md. Tofazzal Hossain
DGM
Authorised Signature